



Ricambi per trattorini & rasaerba

LAWN TRACTORS & MOWER SPARE PARTS

Wheels, Tires, Seats **3.1**

Ruote, pneumatici, sedili



RUOTA IN GOMMA PIENA CON CUSCINETTO

ROUE CAOUTCHOU AVEC ROULEMENTS
 RUBBER WHEEL WITH BEARING
 SCHLAUCHLOSER REIFEN MIT LAGER
 RUEDA DE GOMA CON COJINETE



Art./Ref.	Diametro esterno/ External diameter mm	Diametro esterno/ Inside diameter mm	Spessore/Thickness mm
18339	175	12	35
P10004	200	12	50

RUOTA IN GOMMA PIENA CON BOCCOLA IN NYLON

ROUE CAOUTCHOU AVEC DOUILLE EN NYLON
 RUBBER WHEEL WITH NYLON BUSH
 SCHLAUCHLOSER REIFEN MIT NYLONBÜCHSE
 RUEDA DE GOMA CON CASQUILLO DE NYLON



Art./Ref.	Diametro esterno/ External diameter mm	Diametro esterno/ Inside diameter mm	Spessore/Thickness mm
P10001	145	12	40
P10002	180	12	40
P10003	200	12	43

RUOTA CERCHIO IN METALLO CON CUSCINETTO

ROUE CERCLE EN METAL AVEC ROULEMENT
 WHEEL METAL/FELLY WITH BALL BEARING
 METALLKRANZRAD MIT KLIGELLAGER
 RUEDA LLANTA DE METAL CON COJINETE



Art./Ref.	Diametro esterno/ External diameter mm	Diametro esterno/ Inside diameter mm	Spessore/Thickness mm
18341	150	12	35
18342	175	12	35
18343	200	12	35
18346	200	12	37

MOZZO REGOLABILE IN LUNGHEZZA CON DADO Ø 12,7 MM

MOYEU REGLABLE EN LONGUEUR, AVEC ECROU Ø 12,7 MM
 LENGHT ADJUSTABLE HUB, WITH NUT (Ø 12,7 MM)
 LÄNGENACHSTELLBARER NABE MIT MUTTER (Ø 12,7 MM)
 MOZO REGULABLE EN LARGURA CON TUERCA Ø 12,7 MM.



Art./Ref.
P10030

MOZZO UNIVERSALE PER RUOTA


MOYEN UNIVERSAL POUR HOVE
 UNIVERSAL HUB FOR WHEEL
 UNIVERSALNABE FÜR RAD
 CUBO DE RUEDA UNIVERSAL



Art./Ref.	Diametro esterno/ External diameter mm	Larghezza/ Width mm	Filettatura/ Thread	Note/Notes
18351	14	35	M10	con dado / with nut
18353	12,7	14,3-57	3/8" - 16	-

CUSCINETTO RUOTA

ROULEMENT ROUE
 WHEEL BEARING
 LAGER
 COJINETE RUEDA



Art./Ref.	Diametro esterno/ External diameter mm	Diametro esterno/ Inside diameter mm	Altezza/Height mm
61826	28,58	11,11	12,7
61824	34,93	12,7	12,7
61888	34,93	14,29	12,7
61822	34,93	15,88	12,7

PNEUMATICI PER TRATTORINI

PNEUMATIQUES POUR TRACTEURS
 LAWN TRACTORS TYRES
 REIFEN FÜR RASENTRAKTOREN
 NEUMÁTICOS PARA TRACTORES



Art./Ref.	Misure/Sizes	Numero tele/Plies N°	Note/Notes
57949	11X4.00-4	2	Tubeless
33513	13X5.00-6	2	Tubeless

Art./Ref.	Misure/Sizes	Numero tele/Pliés N°	Note/Notes
33561	15X6.00-6	2	Tubeless
33562	16X6.50-8	2	Tubeless
33563	18X6.50-8	2	Tubeless
33564	18X8.50-8	2	Tubeless
33565	20X8.00-8	2	Tubeless
33566	20X10.00-8	2	Tubeless
33567	22X11.00-8	2	Tubeless
61835	410/350-5	2	Tubeless
61836	410/350-6	2	Tubeless
61837	15X600-6	2	Tubeless
61838	20X1000-10	2	Tubeless
61839	23X850-12	2	Tubeless

PNEUMATICI PER TRATTORINI

PNEUMATIQUES POUR TRACTEURS
LAWN TRACTORS TYRES
REIFEN FÜR RASENTRAKTOREN
NEUMÁTICOS PARA TRACTORES



Art./Ref.	Misure/Sizes	Numero tele/Pliés N°	Note/Notes
33569	15 x 6.00 - 6	2	Tubeless
33570	16 x 6.50 - 8	2	Tubeless
33571	18 x 8.50 - 8	2	Tubeless
33572	20 x 8.00 - 8	2	Tubeless

PNEUMATICI PER TRATTORINI

PNEUMATIQUES POUR TRACTEURS
LAWN TRACTORS TYRES
REIFEN FÜR RASENTRAKTOREN
NEUMÁTICOS PARA TRACTORES



Art./Ref.	Misure/Sizes	Numero tele/Pliés N°	Note/Notes
33573	18 x 9.50 - 8	4	Tubeless
33574	23 x 8.50 - 12	4	Tubeless

CAMERE D'ARIA

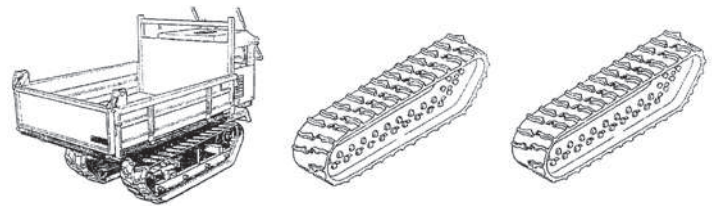
CHAMBRE A AIR
TUBES
LUFTREIFEN
CÁMARAS



Art./Ref.	Misure/Sizes	Note/Notes
32416	13 x 5.00 - 6	Valvola diritta / Straight valve
32417	15 x 6.00 - 6	Valvola diritta / Straight valve
32418	16 x 6.50 - 8	Valvola diritta / Straight valve
32419	18 x 6.50 - 8	Valvola diritta / Straight valve
32420	18 x 8.50 - 8	Valvola diritta / Straight valve
32421	20 x 8.00 - 8	Valvola diritta / Straight valve
32422	20 x 10.00 - 8	Valvola diritta / Straight valve
59886	410X3.50X4	Piegata / bended 90°

CINGOLI IN GOMMA PER CARRIOLE

CHENILLES EN CAOUTCHOUC POUR BROUETTE
RUBBER TRUCK BANDS FOR CARTS
GUMMIRAUPEN FÜR SCHUBKARREN
ILANTAS EN GOMA PARA CARETILLAS



Art./Ref.	Misure/Sizes	Passo/Pitch cm	Note/Notes	Brand	Applicazioni/Applications
28342	180	60	34 denti/teeth	CHIKUSUI, EURODIG, GRILLO, HONDA, IBEA, MITSUBISHI, YAMAHA, YANMAR	IBEA, SC 156 DD, MITSUBISHI, MCG 91, HP250, YAMAHA, DUMPER 350, BFP 402, CC 350, DUMPY 800-1° TIPO
28343	180	60	37 denti/teeth	CHIKUSUI, HONDA, IBEA, TAYLOR CONST. PLANT, YANMAR	IBEA, TCP 500 (CARRIER UK-MKT), MCG 111F, HP 500 CARRIER, MCG 100, B415, BFP 602, CC 450, DUMPY (MINIDUMPER), HP 400 CARRIER

GEL ANTIFORATURA AMA

GEL ANTI-PERÇAGE
TYRES SEALANT GEL
BOHRUNGSSCHUTZ GEL
GEL SELLANTE



Caratteristiche: UNIVERSALE, INDICATO PER PNEUMATICI TUBELESS E CON CAMERA D'ARIA
Features: UNIVERSAL, SUITABLE FOR TYRES WITH AND WITHOUT TUBE.

Note: L'antiforatura concentrato AMA è un prodotto a formulazione avanzata che se iniettato nel pneumatico tubeless o con camera d'aria, previene le forature e sigilla i buchi. È in grado di sigillare fori fino a 7mm di diametro, sigillando istantaneamente il pneumatico senza perdita di aria.

Guida all'applicazione: Da 2.50x4x5.70 a 4.50x8 250ml Da 13x5.00x5 a 21x7.00x8 400ml Da 20x10.00x8 a 27x15.00x10 600ml Da 24x12.00x12 a 33x12x15 800ml

Notes: AMA concentrated tyre sealant is an advanced product which once injected into the tubed or tubeless tyre, seals punctures as they occur, eliminating tyre deflation. It is a preventative tyre sealant that prevents flat tyres. It will seal holes in the contact tread area caused by puncturing objects with a diameter of up to 7mm. It will affect a permanent seal instantaneously without loss of air.

Application guide: From 2.50x4x5.70 to 4.50x8 250ml From 13x5.00x5 to 21x7.00x8 400ml From 20x10.00x8 to 27x15.00x10 600ml From 24x12.00x12 to 33x12x15 800ml

Art./Ref.	Contenuto/Content
60950	1 Lt

PRODOTTI ANTIFORATURA

PRODUITS ANTI-PERÇAGE
TYRES SEALANT
BOHRUNGSSCHUTZ GEL
SELLANTE PARA NEUMÁTICOS



Caratteristiche: Prodotto a formulazione speciale per tutte le ruote Tubeless (senza camera d'aria)
Features: For all tubeless tyres

Note: Quantità di prodotto consigliate: Altezza in pollici x larghezza in pollici x 0,12 once
Altezza in cm x larghezza in cm x 0,55 ml Esempio: Altezza 15" x 6" x 0,12 once = 10,8 once di prodotto Altezza 38 cm x 15,25 cm x 0,55 ml = 320 ml

Notes: Usage formula: Height (inches) x Width (inches) x 0,12 ounces = ounces required Height (cm) x Width (cm) x 0,55 ml = ml required Example: 15 (Height in inches) x 6 (Width in inches) x 0,12 = 10.8 ounces 38 (Height in cm) x 15,25 (Width in cm) x 0,55ml = 320 ml

Art./Ref.	Contenuto/Content
32385	250 ml.
32386	500 ml.
32391	1000 ml.

PRODOTTI ANTIFORATURA

PRODUITS ANTI-PERÇAGE
TYRES SEALANT
BOHRUNGSSCHUTZ GEL
SELLANTE PARA NEUMÁTICOS



Caratteristiche: Prodotto a formulazione speciale per tutte le ruote con camera d'aria
Features: For all tubed tyres

Note: Quantità di prodotto consigliate: Altezza in pollici x larghezza in pollici x 0,12 once
Altezza in cm x larghezza in cm x 0,55 ml Esempio: Altezza 15" x 6" x 0,12 once = 10,8 once di prodotto Altezza 38 cm x 15,25 cm x 0,55 ml = 320 ml

Notes: Usage formula: Height (inches) x Width (inches) x 0,12 ounces = ounces required Height (cm) x Width (cm) x 0,55 ml = ml required Example: 15 (Height in inches) x 6 (Width in inches) x 0,12 = 10.8 ounces 38 (Height in cm) x 15,25 (Width in cm) x 0,55ml = 320 ml

Art./Ref.	Contenuto/Content
32388	250 ml.
32389	500 ml.

POMELLO PER IMPUGNATURE

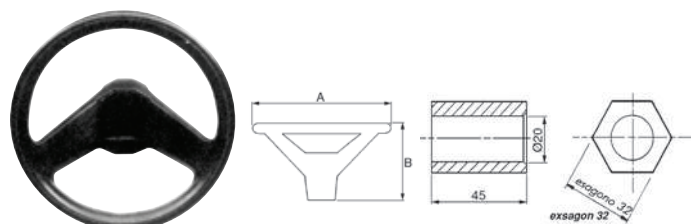
POIGNEE
HANDLE-KNOB
KUGELGRIFF
PÓMOLO



Art./Ref.	Posizione/Position	Filettatura/Thread	Brand	Applicazioni/Applications	RifOrig./Orig.Ref.
P10005	1	M 6	-	-	-
P10006	2	M 8	-	-	-
61011	3	-	HONDA	HR215HXA	53125VA4K10

VOLANTE DI GUIDA PER TRATTORINI DA GIARDINAGGIO

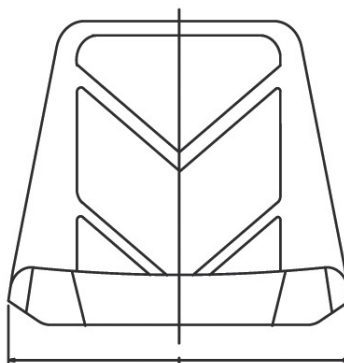
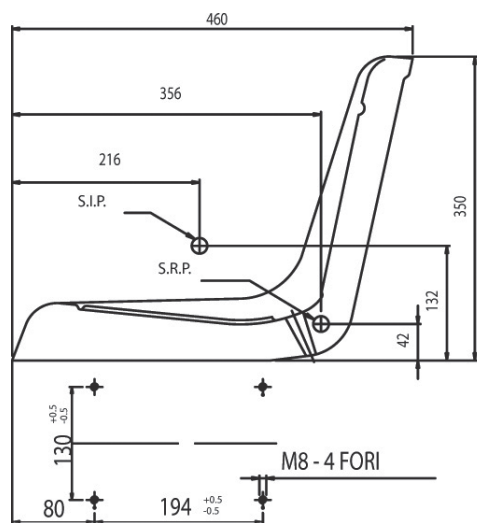
VOLANT POUR TRACTEUR JARDINAGE
STEERING WHEEL FOR GARDEN TRACTOR
LENKRÄDER FÜR GARTENTRAKTOREN
VOLANTE PARA TRACTORES JARDINAGE



Art./Ref.	Misura A/A size mm	Misura B/B size mm	Note/Notes
12722	340	210	Attacco Ø 20

SEDILE "SERIE 5 GARDEN"

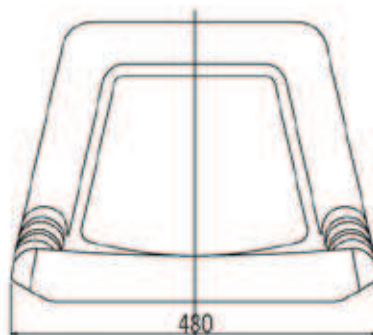
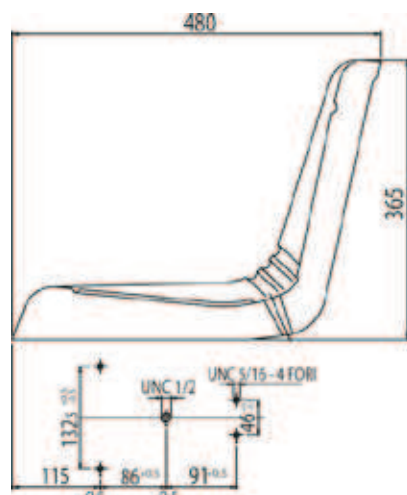
SIEGE GARDEN "SERIE 5 GARDEN"
 GARDEN SEAT "SERIE 5 GARDEN"
 SITZ GARDEN "SERIE 5 GARDEN"
 ASIENTO GARDEN "SERIE 5 GARDEN"



Art./Ref.
35627

SEDILE "SERIE 8/58"

SIEGE GARDEN "SERIE 8/58"
 GARDEN SEAT "SERIE 8/58"
 SITZ GARDEN "SERIE 8/58"
 ASIENTO GARDEN "SERIE 8/58"



Art./Ref.
35630

SEDILE GARDEN "SERIE 8/58" CON MOLLEGGIO MECCANICO

SIEGE GARDEN "SERIE 8/58"

GARDEN SEAT "SERIE 8/58"

SITZ GARDEN "SERIE 8/58"

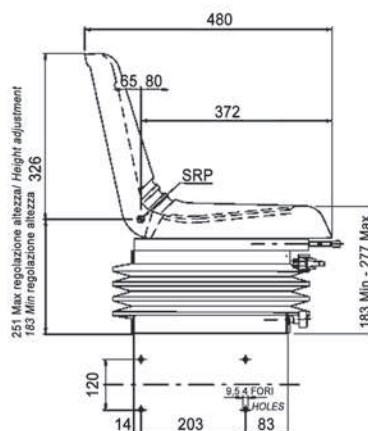
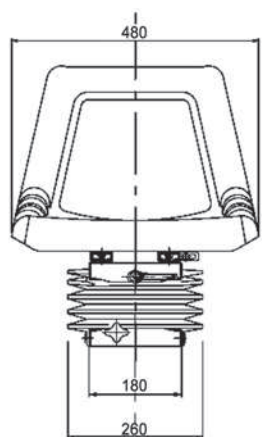
ASIENTO GARDEN "SERIE 8/58"

Note: Caratteristiche Tecniche:

- Corsa sospensione 100 mm.
- Regolazione peso continua 40 ÷ 130 Kg.
- Regolazione longitudinale 150 mm.
- Regolazione schienale 0° ÷ 110°.
- Regolazione altezza 60 mm.

Notes: Technical features:

- Suspension run 100 mm
- Weight regulation 40 ÷ 130 Kg
- Back-forward regulation 150 mm
- Back of the seat regulation 0° ÷ 110°
- Height regulation 60 mm



Art./Ref.	Corsa sospensione/ Suspension Stroke mm	Regolazione peso/ Weight regulation KG	Regolazione longitudinale/ Longitude adjustment mm	Regolazione schienale/ Back adjustment mm	Regolazione altezza/ Height adjustment mm
35626	100	40 ÷ 130	150	0° ÷ 110°	60

SEDILE GARDEN "SERIE MOVI" CON BRACCIOLI

SIEGE GARDEN "SERIE MOVI" AVEC ACCOUDOIRS

GARDEN SEAT "SERIE MOVI" WITH ARMESTS

SITZ GARDEN "SERIE MOVI" M/ARMLEHENEN

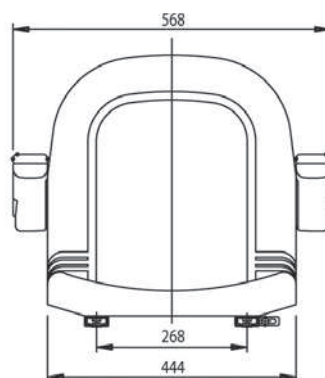
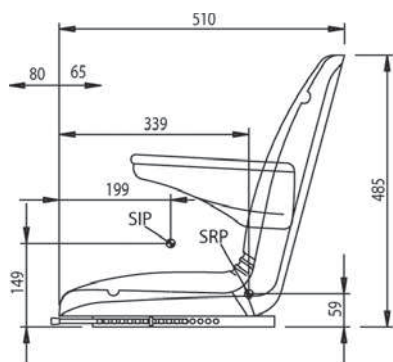
ASIENTO GARDEN "SERIE MOVI"

Note: Caratteristiche Tecniche :

- Corsa sospensione 100 mm.
- Regolazione peso continua 40 ÷ 130 Kg.
- Regolazione longitudinale 150 mm.
- Regolazione altezza 60 mm.

Notes: Technical features:

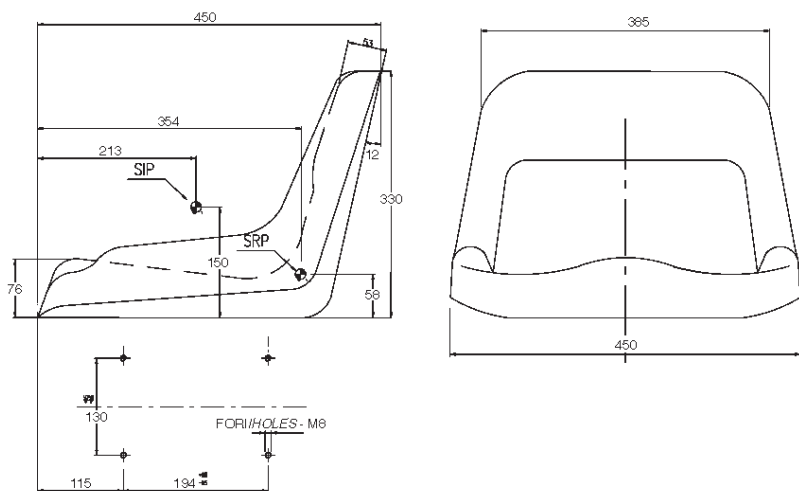
- Suspension run 100 mm
- Weight regulation 40 ÷ 130 Kg
- Back-forward regulation 150 mm
- Height regulation 60 mm



Art./Ref.	Corsa sospensione/ Suspension Stroke mm	Regolazione peso/ Weight regulation KG	Regolazione longitudinale/ Longitude adjustment mm	Regolazione altezza/ Height adjustment mm
35624	100	40 ÷ 130	150	60

SEDILE "SERIE GARDEN INI 090"

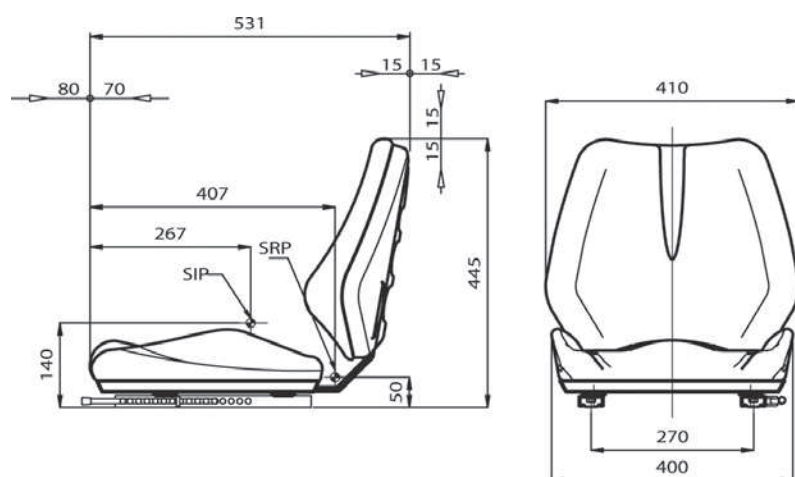
SIEGE GARDEN "SERIE GARDEN INI 090"
 GARDEN SEAT "SERIE GARDEN INI 090"
 SITZ GARDEN "SERIE GARDEN INI 090"
 ASIENTO GARDEN "SERIE GARDEN INI 090"



Art./Ref.
35631

SEDILE "SERIE GARDEN SML 010"

SIEGE GARDEN "SERIE GARDEN SML 010"
 GARDEN SEAT "SERIE GARDEN SML 010"
 SITZ GARDEN "SERIE GARDEN SML 010"
 ASIENTO GARDEN "SERIE GARDEN SML 010"



Art./Ref.
35629




Ricambi per trattorini & rasaerba
LAWN TRACTORS & MOWER SPARE PARTS

Batteries & Battery Chargers **3.2**

Batterie & carica batterie per trattorini



BATTERIE PER TRATTORINI
BATTERIES POUR TRACTEURS
BATTERIES FOR TRACTORS
BATTERIEN FÜR TRAKTOREN
BATERIAS PARA TRACTORES

Note: Attivazione delle batterie:

- Rimuovere i tappi e versare l'acido fino a circa 10 mm sopra le piastre.
- Lasciare riposare per circa 30 minuti per dar modo alle piastre di assorbire l'acido in modo uniforme.
- Porre sotto carica con intensità di corrente pari a 1/10 della capacità in Ah (Ampere ora) della batteria. (Non utilizzare caricatori rapidi).
- La batteria è carica quando in ogni elemento la densità dell'acido risulta uniforme e pari a circa 1,275 g x 1.
- Far riposare la batteria per 30 minuti circa senza tappi, affinché fuoriesca il gas formatosi durante la carica.
- Riconcrollare il livello dell'acido e rabboccare con acido se necessario.
- Rimettere i tappi e pulire, da eventuali tracce di acido.
- Durante il montaggio della batteria posizionare prima il morsetto positivo e successivamente il negativo. A montaggio ultimato cospargere i morsetti di grasso.

Avvertenze per la sicurezza:

- Per evitare pericoli di incidenti, attenersi scrupolosamente a quanto segue:
- L'acido contenuto nelle batterie è una soluzione di acido solforico, perciò una sostanza corrosiva. In caso di contatto con la pelle, con gli occhi, con il vestiario o con superfici verniciate lavare subito abbondantemente con acqua. Per gli occhi prestare anche cure mediche, tenere fuori dalla portata dei BAMBINI.
- Le batterie generano gas esplosivi. Per evitare il pericolo di esplosione non avvicinarsi alle batterie con sigarette accese, né generare scintille che possono verificarsi nelle operazioni di montaggio, smontaggio o avviamento con collegamenti volanti mediante batterie od apparecchiature ausiliarie.
- Quando si procede alla carica delle batterie, fare attenzione alla corretta polarità di collegamento con il caricatore, effettuare contatti sicuri per non produrre scintille. Evitare di utilizzare corrente di carica troppo elevata. Se la carica si effettua in luoghi ristretti, provvedere ad una adeguata ventilazione.

Notes: Basic rules for battery care and maintenance:

Remove thin plastic seals and fill the cells with battery grade sulfuric acid up to 10mm over the plates.
Leave it to rest for about 30 minutes.
Connect the battery to the charger, charge it up with strength of charging current 1/10 ampers of the total capacity of the battery. (Do not use fast chargers)
Stop the charge when the two voltage readings recorded two hours apart indicate no increase. Further charging would be useless and may damage the battery and shorten its life.
Full charge is reached when acid gravity is 1,275g x 1.
Leave it to rest for 30 minutes with no caps on to release the gas fumes. After the battery has been charged, the acid level should be rechecked and filled to the bottom of the vent well openings. Do not overfill. First fix the positive clamp and than the negative. Once the battery is charged, put grease on the clamps.
Safety warning:
Sulfuric acid is highly corrosive, it can cause severe burns.
Batteries produce explosive gases. In case of contact with skin, eyes, clothing or painted surfaces flush immediately with water. Get medical help fast. Keep out of the reach of children. Keep sparks flames and cigarettes away from batteries. Always wear safety glasses and aerate the area stright afterwards.

Art./Ref.	Misure/Sizes mm	Volt	AH	Avviamento/Start	Polarità/Polarity	Tipo/Type	Note/Notes	Brand	Rif.Orig./Orig.Ref.
03573	166X89X134	12V	14 Ah	60 Ah	- +	a secco / dry	-	UNIVERSAL	12N143A
32412	162X90X205	12V	18 Ah	100 Ah	- +	a secco / dry	-	UNIVERSAL	12N183A
18358	157X130X196	12V	18 Ah	190 Ah	+ -	a secco / dry	-	UNIVERSAL	U17
18361	157X130X196	12V	18 Ah	190 Ah	- +	a secco / dry	-	UNIVERSAL	U1R7
03581	170X124X184	12V	24 Ah	130 Ah	- +	a secco / dry	-	UNIVERSAL	12N243A
18356	157X130X196	12V	24 Ah	270 Ah	+ -	a secco / dry	-	UNIVERSAL	U19
18357	157X130X196	12V	24 Ah	270 Ah	- +	a secco / dry	-	UNIVERSAL	U1R9
38373	170X124X184	12V	24 Ah	270 Ah	+ -	a secco / dry	-	UNIVERSAL	12N244A
57881	92X70X92	12V	4 Ah	56 Ah	- +	senza manut. / maint. free	con flacone di acido / provided with acid	UNIVERSAL	CB4L-B
57882	130X87X150	12V	10 Ah	180 Ah	+ -	senza manut. / maint. free	con flacone di acido / provided with acid	UNIVERSAL	CBTX12-BS
57883	145X87X150	12V	12 Ah	200 Ah	+ -	senza manut. / maint. free	con flacone di acido / provided with acid	UNIVERSAL	CBTX14-BS

BATTERIE AL GEL PER TRATTORINI

BATTERIES A GEL POUR TRACTEURS
 GEL BATTERIES FOR TRACTORS
 GEL-BATTERIEN FUER TRAKTOREN
 BATERIAS GEL PARA TRACTORES



Note: Sigillate e senza manutenzione
Notes: Sealed maintenance free

Art./Ref.	Misure/Sizes mm	Volt	AH	Polarità/Polarity	Note/Notes
32660	167X77X182	12	18 Ah	- +	Castelgarden Twin Cut, Honda Stiga
32963	167X77X182	12	22 Ah	- +	Honda, Murray
32964	167X77X182	12	22 Ah	+ -	AYP

BATTERIE

BATTERIES
 BATTERIES
 BATTERIEN
 BATERIAS



Note: BATTERIE SIGILLATE SENZA MANUTENZIONE
Notes: SEALED BATTERY MAINTENANCE FREE

Art./Ref.	Posizione/Position	Volt	AH	Note/Notes	Brand	Rif.Orig./Orig.Ref.
61741	1	12V	7,2 Ah	per trimmer a batteria / for battery trimmers	UNIVERSAL	NPH512
61740	2	12V	12 Ah	Per/For Alko 523074	UNIVERSAL	NSADJW12
61739	-	12V	7,2 Ah	per trimmer a batteria / for battery trimmers	UNIVERSAL	NSA127

CARICABATTERIE

CHARGE BATTERIES
 BATTERY CHARGER
 BATTERIELADEGER
 CARGADOR DE BATERIAS



Note: Per tutte le batterie da 12V Piombo-Acido, di avviamento, a ciclo profondo, sigillante, modelli con tappi, gel. Monitorizza, controlla, testa e recupera le batterie 12V.

- Completamente automatico.
- Ricarica batterie completamente scariche.
- Non danneggia le batterie per corrente iniziale eccessiva.
- 100% sicuro.

Se connesso per lungo tempo, si converte automaticamente da modalità mantenimento a carica e viceversa.

Notes: For all 12V lead-acid batteries, starter, deep-cycle, trolling, with filler caps, sealed, gel. It checks, tests and recovers 12V batteries.

- Fully automatic.
- It recharges totally discharged batteries.
- It prevents batteries from damages due to initial excessive tension.
- 100% safe. If connected for a long time, it automatically passes from maintenance to loading mode and vice versa.

Art./Ref.
32413

CARICABATTERIE

CHARGE BATTERIES
BATTERY CHARGER
BATTERIELADEGER
CARGADOR DE BATERIAS

Note: Input: 120Vac 60 Hz; 230Vac 50Hz; 240Vac 50Hz
Output: 12Vdc 900 mA
6V/12V volt con switch
Funzione di mantenimento automatico
Tre livelli di controllo carica
Nono sovraccarica la batteria
Protezione dai corti circuiti, sovraccarichi e da polarita' inversa
Fornito con doppi terminali a clip e anelli.
Adatto anche per batterie al gel
Notes: Flinput: 120Vac 60 Hz; 230Vac 50Hz; 240Vac 50Hz
Output: 12Vdc 900 mA
6V/12V volt switch
Automatic Maintenance
Three level charge control
Never overcharge your battery
Output short circuit, reverse polarity and overload protection
Output clips and ring terminals provided
Suitable also for Gel batteries



Art./Ref.
79097

CARICA BATTERIE ELETTRICO

CHARGEUR DE BATTERIES
ELECTRICAL BATTERY CHARGER
BATTERIELADEGERAET
CARGADOR DE BATERIA ELECTRICA

Art./Ref.	Altezza/ Height mm	Larghezza/ Width mm	Profondità/ Depth mm	Peso/ Weight KG	Tensione nominale/ Nominal tension Volt	Coefficiente carica media Ampere/Ave- rage load coefficient Ampere	Capacità nominale/ Nominal capacity Lt	Alimentazione/ Power supply
63696	157	64	20	0,360	14,4	0,8	1,2 / 35	1 Phx230
72959	202	90	45	0,550	14,4 -14,7	3,6	1,2 / 120	1 Phx230


CARICA BATTERIE COMPATTO PORTATILE

CHARGEUS DE BATTERIES
PORTABLE BATTERY CHARGERS
BATTERIELADE
CARGADOR DE BATERIA



Art./Ref.	Altezza/ Height mm	Larghezza/ Width mm	Profondità/ Depth mm	Peso/ Weight KG	Volt	Kw	Tensione nominale/ Nominal tension Volt	Coefficiente carica efficace/ Effective load coefficient Ampere	Coefficiente carica media/ Average load coefficient Ampere	Posizione di carica/ Loading position	Capacità nominale/ Nominal capacity Lt	Note/Notes
19191	95	225	160	1,3	230	0,50	6/12	4	2,5	1	15/60	Tipi di batterie ricaricabili: al Pb Wet con e senza manuten- zione, Pb AGM, Pb GEL, Pb Ca. Protezione contro le inversioni di polarità. Protezione contro i corti circuiti alle pinze. Rechargeable battery types Pb WET maintenance free, Pb AGM, Pb GEL, Pb Ca. Protection against polarity reversal. Protection against short-circuiting.

CARICA BATTERIE COMPATTO PORTATILE

CHARGEUS DE BATTERIES
 PORTABLE BATTERY CHARGERS
 BATTERIELADE
 CARGADOR DE BATERIA



Art./Ref.	Altezza/Height mm	Larghezza/Width mm	Profondità/Depth mm	Peso/Weight KG	Volt	Kw	Tensione nominale/Nominal tension Volt	Coefficiente carica efficace/Effective load coefficient Ampere	Coefficiente carica media/Average load coefficient Ampere	Posizione di carica/Loading position	Capacità nominale/Nominal capacity Lt	Note/Notes
36902	95	225	160	1,5	230	0,8	12	6	4	1	20/90	Tipi di batterie ricaricabili: al Pb Wet con e senza manutenzione, Pb AGM, Pb GEL, Pb Ca. Protezione contro le inversioni di polarità. Protezione contro i corto circuiti alle pinze. Rechargeable battery types Pb WET maintenance free, Pb AGM, Pb GEL, Pb Ca. Protection against polarity reversal. Protection against short-circuiting.

CARICA BATTERIE (PER LA CARICA DI TUTTI I TIPI DI ACCUMULATORI AL PIOMBO/ELETTROLITO)

CHARGEUR DE BATTERIES POUR ACCUMULATEURS AU PLOMBE/ELECTROLYTE
 BATTERY CHARGER SUITABLE FOR LEAD ELECTROLYTE ACCUMULATORS
 BATTERIELADEGERÄT ZUM LADEN VON ELEKTROLYBATTERIEN
 CARGADOR DE BATERIA, PARA LA CARGA DE ACUMULADOR DE PLOMO ELECTROLITO



Art./Ref.	Altezza/Height mm	Larghezza/Width mm	Profondità/Depth mm	Peso/Weight KG	Volt	Kw	Tensione nominale/Nominal tension Volt	Coefficiente carica efficace/Effective load coefficient Ampere	Coefficiente carica media/Average load coefficient Ampere	Posizione di carica/Loading position	Capacità nominale/Nominal capacity Lt	Note/Notes
19192	270	200	190	4	230	1,5	12/24	9	6	2	15/140	Regolazione della corrente di carica. Protezione termostatica. Protezione contro i corto circuiti. Protezione contro le inversioni di polarità. Tipi di batterie ricaricabili: al Pb Wet con e senza manutenzione, Pb AGM, Pb GEL, Pb Ca. Adjustment of charging current. Thermostatic protection. Protection against short-circuiting. Protection against polarity reversal. Rechargeable battery types Pb WET maintenance free, Pb AGM, Pb GEL, Pb Ca.
19193	270	200	190	7,5	230	3,5	12/24	30	20	2	20/300	Regolazione della corrente di carica. Protezione termostatica. Protezione contro i corto circuiti. Protezione contro le inversioni di polarità. Tipi di batterie ricaricabili: al Pb Wet con e senza manutenzione, Pb AGM, Pb GEL, Pb Ca. Adjustment of charging current. Thermostatic protection. Protection against short-circuiting. Protection against polarity reversal. Rechargeable battery types Pb WET maintenance free, Pb AGM, Pb GEL, Pb Ca.

CARICA BATTERIE CON AVVIAMENTO RAPIDO (PER LA CARICA DI ACCUMULATORI AL PIOMBO/ELETTROLITO)
CHARGEUR DE BATTERIES DÉMARRAGE RAPIDE POUR ACCUMULATEURS AU PLOMBE/ELECTROLYTE
BATTERY CHARGER WITH RAPID STARTER FOR LEAD ACCUMULATORS/ELECTROLYTE AND QUICK BOOSTING
BATTERIELADEGERÄT MIT SCHNELLSTARTEN ZUM LADEN VON BLEI ELEKTROLYTBATTERIEN
CARGADOR DE BATERIA CON ARRANQUE RÁPIDO PARA LA CARGA DE UN ACUMULADOR DE PLOMO ELECTROLITO


Art./Ref.	Altezza/ Height mm	Larghezza/ Width mm	Profondità/ Depth mm	Peso/ Weight KG	Volt	Kw	Tensione nominale/ Nominal tension Volt	Coefficiente carica efficace/ Effective load coefficient Ampere	Coefficiente carica media/ Average load coefficient Ampere	Posizione di carica/ Loading position	Capacità nominale/ Nominal capacity Lt	Avviamento/ Start	Note/Notes
19194	160	340	300	11	230	0,5/3	12/24	20	13	2	20/300	Amp. 0 Volt (cc) 230 / Amp. 1 Volt el 150	Regolazione della corrente di carica. Protezione termostatica. Protezione contro i corto circuiti. Protezione contro le inversioni di polarità. Regolazione della corrente di carica. Tipi di batterie ricaricabili: al Pb Wet con e senza manutenzione, Pb AGM, Pb GEL, Pb Ca. Adjustment of charging current. Thermostatic protection. Protection against short-circuiting. Rechargeable battery types Pb WET maintenance free, Pb AGM, Pb Ca.

CARICA BATTERIE CON AVVIAMENTO RAPIDO (PER LA CARICA DI ACCUMULATORI AL PIOMBO)
CHARGEUR DE BATTERIE AVEC DÉMARRAGE RAPIDE POUR LA CHARGE DE BATTERIES AU PLOMB
BATTERY CHARGER WITH RAPID STARTER FOR CHARGING LEAD ACCUMULATORS AND QUICK BOOSTING
BATTERIELADEGERÄT MIT SARTHILFEVORRICHTUNG, ZUM LADEN VON BLEIBATTERIEN UND SCHNELLSTARTEN
CARGADOR DE BATERIA CON ARRANQUE RÁPIDO PARA LA CARGA DE UN ACUMULADOR DE PLOMO


Art./Ref.	Altezza/ Height mm	Larghezza/ Width mm	Profondità/ Depth mm	Peso/ Weight KG	Volt	Kw	Tensione nominale/ Nominal tension Volt	Coefficiente carica efficace/ Effective load coefficient Ampere	Coefficiente carica media/ Average load coefficient Ampere	Posizione di carica/ Loading position	Capacità nominale/ Nominal capacity Lt	Avviamento/ Start	Note/Notes
19195	640	400	300	13,5	230	0,5/3,5	12/24	14	20	2	25/350	Amp. 0 Volt (cc) 250 / Amp. 1 Volt el 160	Protezione termostatica. Protezione contro i corto circuiti. Protezione contro le inversioni di polarità. Tipi di batterie ricaricabili: al Pb Wet con e senza manutenzione, Pb AGM, Pb GEL, Pb Ca. Overload protection. Protection against short-circuiting. Protection against polarity reversal. Rechar- geable battery types Pb WET maintenance free, Pb AGM, Pb Ca.

CARICA BATTERIE CON AVVIAMENTO RAPIDO (PER LA CARICA DI ACCUMULATORI AL PIOMBO)

CHARGEUR DE BATTERIE AVEC DÉMARRAGE RAPIDE POUR LA CHARGE DE BATTERIES AU PLOMB

BATTERY CHARGER WITH RAPID STARTER FOR CHARGING LEAD ACCUMULATORS AND QUICK BOOSTING

BATTERIE-LADEGERÄT MIT SARTHILFEVORRICHTUNG, ZUM LADEN VON BLEIBATTERIEN UND SCHNELLSTARTEN

CARGADOR DE BATERIA CON ARRANQUE RÁPIDO PARA LA CARGA DE UN ACUMULADOR DE PLOMO



Art./Ref.	Altezza/Height mm	Larghezza/Width mm	Profondità/Depth mm	Peso/Weight KG	Volt	Kw	Tensione nominale/Nominal tension Volt	Coefficiente carica efficace/Effective load coefficient Ampere	Coefficiente carica media/Average load coefficient Ampere	Posizione di carica/Loading position	Capacità nominale/Nominal capacity Lt	Avviamento/Start	Note/Notes
38802	700	470	320	28 Kg	230	2,3/11	12/24	105	70	4	35/800	Amp. 0 Volt (cc) 2500 / Amp. 1 Volt e1 1200	Carica con timer. Protezione contro i sovraccarichi. Protezione contro le inversioni di polarità. Protezione termostatica. Tipi di batterie ricaricabili: al Pb Wet con e senza manutenzione, Pb AGM, Pb GEL, Pb Ca. Charging timer. Protection against overloading. Protection against polarity reversal. Thermostatic protection. Rechargeable battery types Pb WET maintenance free, Pb AGM, Pb Ca.

CARICA BATTERIE CON AVVIAMENTO RAPIDO

CHARGEUR DE BATTERIE POUR DEMARRAGE RAPIDE

BATTERY CHARGER WITH STARTER FOR QUICK BOOSTING

BATTERIE-LADEGERÄT MIT STARTER

CARGADOR DE BATERIA CON ARRANQUE RAPIDO



Art./Ref.	Altezza/Height mm	Larghezza/Width mm	Profondità/Depth mm	Peso/Weight KG	Volt	Kw	Tensione nominale/Nominal tension Volt	Coefficiente carica efficace/Effective load coefficient Ampere	Coefficiente carica media/Average load coefficient Ampere	Posizione di carica/Loading position	Capacità nominale/Nominal capacity Lt	Avviamento/Start	Alimentazione/Power supply	Note/Notes
61498	750	470	320	44	230 / 400	2,5 / 20	12 / 24	90 / 100	90 / 100	5	35 / 1300	1350 Amp (0 Volt) 800 Amp (1 Volt)	3 Ph x 230/400	Carica con timer. Protezione contro i sovraccarichi. Protezione contro le inversioni di polarità. Protezione termostatica. Tipi di batterie ricaricabili: al Pb Wet con e senza manutenzione, Pb AGM, Pb GEL, Pb Ca. Charging timer. Protection against overloading. Protection against polarity reversal. Thermostatic protection. Rechargeable battery types Pb WET maintenance free, Pb AGM, Pb Ca.

AVVIATORE DI EMERGENZA & FONTE DI ENERGIA PORTATILE
DEMARREUR EMERGENCE ET SOURCE D'ENERGIE PORTABLE S.B.
EMERGENCY STARTER AND PORTABLE ENERGY SOURCE S.B.
NOTSTROMAGGREGAT "START BOOSTER" (12V/1300A)
ARRANCADOR DE EMERGENCIA Y FUENTE DE ENERGIA PORTÁTIL "START BOOSTER"


Art./Ref.	Peso/Weight Kg	Volt	Misura A/A size mm	Dati tecnici/Technical data sheet	Note/Notes
35980	8	12	1600	Pinze isolate, con ganasce non metalliche "anti-scintillio".Fornito di serie con trasformatore(220V automatico) e cavo accendisigari. Insulating pincers with anti-twinkle jaws. Supplied with transformer (220V-automatic) and cigars lighter cable.	Monta 1 batteria 12V 18A Omologato CE. Lunghezza cavo positivo 89 cm. Lunghezza cavo negativo 85 cm.Scocca ABS. Pinze isolate. Cavo di ricarica 12V. Caricatore automatico. Equipped with a 12V battery 18A. CE certificated. Positive cable length 89 cm. Negative cable length 85 cm. Hull ABS. Insulated pliers. Recharging cable 12V. Automatic charger.
63905	8	12	1600	"EASY START" Pinze isolate, completo di caricatore automatico, Ø Cavi 16mm lunghezza 48cm, protezione sovratensione, scocca antiurto abs. Complete of automatic charger, complitely isolated clamp, copper boosting cable 1 6mm Ø lenght 48 cm, voltage spikes protection, ABS cases.	Batteria interna 12V 18Ah, Amperaggio continuo 400A Internal battery 12V 18Ah, cranking rate 400A

AVVIATORE DI EMERGENZA & FONTE DI ENERGIA PORTATILE "START TRUCK" (12V/3000A DI PICCO)
DEMARREUR EMERGENCE ET SOURCE D'ENERGIE PORTABLE S.T.
EMERGENCY STARTER AND PORTABLE ENERGY SOURCE S.T.
NOTSTROMAGGREGAT "START TRUCK" (12V/3000A)
ARRANCADOR DE EMERGENCIA Y FUENTE DE ENERGIA PORTÁTIL "START TRUCK" (12V/3000A)


Note: È coperto da brevetto, conforme alle norme di sicurezza ed ecologiche. È completamente ricaricabile, sia tramite un trasformatore, direttamente dalla rete (220 V), sia tramite un cavo a doppia spina accendisigari, direttamente dal mezzo (12 V), è dotato di batterie speciali, sigillante, con tecnologia al piombo. Può essere utilizzato come avviatore di emergenza, tramite i cavi e le pinze in dotazione e come fonte di energia portatile, prelevando tensione 12V dalla presa tipo accendisigari del "START TRUCK" (la stessa che viene utilizzata per effettuare le ricariche) per il possibile utilizzo di accessori. "START TRUCK" è anche uno strumento indispensabile per sostituire le batterie di recenti mezzi equipaggiati con dispositivi elettronici "di memoria" (es. centraline, sistemi di allarme, radio con memoria...). Infatti se "START TRUCK" viene inserito tramite la solita spina accendisigari alla relativa presa esistente sul mezzo, in condizioni di "quadro inserito", permette di mantenere inalterate tutte queste memorie e di non perderle. Per qualsiasi applicazione a 12V, settore Agricolo & Industriale.

Notes: It is patented and produced according to safety and environmental norms. It is rechargeable both from the 220 V net, by using a transformer, and from the vehicle (12 V) by using a cigar lighter cable. Batteries produced with "lead technology". It can be used as emergency starter by using cables and pincers supplied with the product. "START TRUCK" can be also used replace batteries of recent vehicles equipped with memory electronic devices (for example alarm system, radio). As a matter of facts if START TRUCK is inserted in the cigar lighter of the vehicle while the instrument panel is on, it allows to maintain memories of the devices.

Art./Ref.	Peso/Weight Kg	Volt	Misura A/A size mm	Note/Notes
35982	17 Kg	12	1300	Monta 2 batterie 12V 17AH. Omologato CE.Lunghezza cavi 1 mt. 75.Made Svizzera.Pinze isolate.Cavo di ricarica 12 V.Caricatore automatico. Equipped with 2 batteries 12V 17 AH. CE. certificated. Cable length 1 mt. 75.Made in Swiss.Insulated pliers.Recharging cable 12 V.Automatic charger.

ELETTROLITO PER BATTERIE PRONTO ALL'USO

ELECTROLYTE POUR BATTERIES PRET A L'USAGE

ELECTROLYTE FOR BATTERIES READY TO USE

ELEKTROLYT FÜR BATTERIEN (GEBRAUCHSFERTIG)

ELÉCTROLITO PARA BATERÍAS (LISTO POR EL USO)



Note: La chiusura con tappo e capsula termosaldata, garantisce la purezza dell'elettrolito, requisito fondamentale per l'efficienza della batteria.

Notes: Closing by thermo-sealed cap guarantees acid pureness, basic requirement for good performance of the battery.

Art./Ref.	Note/Notes
09565	5 lt.

ACQUA DISTILLATA LT.5

EAU DEIONISEE LT.5

DEIONIZED WATER LT.5

ENTIONISIERTES WASSER LT.5

AGUA DEIONIZADA LT.5



Art./Ref.
15927



Ricambi per trattorini & rasaerba

LAWN TRACTORS & MOWER SPARE PARTS

ElectricParts & SpareParts **3.3**

Parti elettriche & ricambi per rasaerba e trattorini



GUAINA CON SPIRA METALLICA ZINCATA RICOPERTA IN PLASTICA

GAINES CAOUTCHOUC AVEC INTERIEUR EN METAL
 PLASTIC RECOVERED SHEATH WITH METALLIC GRIP
 PLASTIK MIT METALLISCHEN STECKERE GASZUGUMMANTELUNG
 VAINA CON INTERIOR MATÁLICO GALVANIZADO CUIPIERTA DE PLASTICO


P10020

 Diametro mm / Diameter mm: **5,8**

 Note / Notes: **50 mt**
MANETTINO ACCELERATORE IN METALLO ZINCATO

MANETTE ACCELERATEUR
 ACCELERATOR CONTROL LEVER
 GASHEBEL
 MANILLA ACELERADORA DE METAL GALVANIZADO


E05009
BUSSOLA PER GUAINA

DOUILLE POUR GAINES
 SHEATH BUSH
 HÜLSEGÜCHSE
 APOYO PARA VAINA


E05016
MANETTINO ACCELERATORE IN PLASTICA

MANETTE ACCELERATEUR
 ACCELERATOR CONTROL LEVER
 GASHEBEL
 MANILLA ACELERADORA DE PLÁSTICO


10857
INTERRUTTORE UNIVERSALE PER RASAERBA ELETTRICO

INTERRUPTEUR TONDEUSE ELECTRIQUE
 SWITCH FOR ELECTRIC LAWN MOWER
 SCHALTER FÜR ELEKTRISCHEN RASENMÄHER
 INTRRUPTOR PARA CORTACESPED ELECTRICO


P10008

 Note / Notes: **4,5 A**
FILO ACCELERATORE COMPLETO DI GUAINA

CABLE ACCELERATEUR AVEC GAINES
 ACCELERATOR CABLE COMPLETE OF SHEATH
 GASZUG KOMPLETT MIT GASZUGUMMANTELUNG
 HILO ACELERADOR COMPLETO DE VAINA



P10025

 Lunghezza mm / Length mm: **1200**
P10026

 Lunghezza mm / Length mm: **1500**
P10027

 Lunghezza mm / Length mm: **1800**
FILO ARMONICO ACCELERATORE CON PIEGA

CABLE ACCELERATEUR
 HARMONIC ACCELERATOR CABLE WITH PLEAT
 HARMONISCHER GASZUG MIT FALTE
 HILO ACELERADOR


P10022


 Lunghezza mm / Length mm: **2500**

 Diametro mm / Diameter mm: **1,4**
P10023

 Lunghezza mm / Length mm: **1700**

 Diametro mm / Diameter mm: **1,4**
BLOCCHETTI AVVIAMENTO

BLOC DEMARRAGE
 STARTING BLOCK
 TARTBLOCK FÜR
 GRUPO ARRANQUE


06483

 Chiave / Key: **32455-23432**

 Terminali / Terminals: **5**

 Posizioni / Positions: **3**
Rif. Orig. / Orig. Ref.

AYP: 3621R4406R65402 / 125104X / 3621R / 365402 / 4406R

BOBCAT: 48032

BUNTON: PAL0903

CUB CADE: 7253026 / 7250267

ECHO: 064482900

HONDA: 35100772003

JOHN DEERE: AM102551

LAWN-BOY: 741308

MTD: 7250267

MURRAY: 21064

NOMA: 44745300295

RANSOMES: BAA039348032

SCAG: 48017

SIMPLICITY: 178280

TORO: 230660


06484

 Chiave / Key: **32455-23432**

 Terminali / Terminals: **5**

 Posizioni / Positions: **3**
Rif. Orig. / Orig. Ref.

AYP: 2683R

BOBCAT: 128009

JOHN DEERE: AM103286 / AM39489

SNAPPER: 19545

TORO: 128140

Applicazioni / Applications

ARIENS

AYP

BOBCAT

GRAVELY


JACOBSEN

JOHN DEERE

SNAPPER

TORO

WHEEL HORSE



32452

Chiave / Key: 32455-23432
 Terminali / Terminals: 6
 Posizioni / Positions: 3

Rif. Orig. / Orig. Ref.
 TORO: 272360

Applicazioni / Applications
 JOHN DEERE
 TORO

CHIAVI AVVIAMENTO

CLE DE CONTACT
 STARTER KEY
 ZUNDSCHLUSSEL
 LLAVE DE ARRANQUE



32432

Rif. Orig. / Orig. Ref.
 AYP: 122147X

Applicazioni / Applications
 AYP



32433

Rif. Orig. / Orig. Ref.
 AYP: 140401

Applicazioni / Applications
 AYP




32455

Rif. Orig. / Orig. Ref.
 UNIVERSAL: UNIVERSALE

SOLENOIDI E RELÉ

SOLENOIDES ET RELAIS
 SOLENOIDS AND RELAYS
 SOLENOIDE UND RELAIS
 SOLENOIDES Y RELÉ



06486

Note / Notes: 12 Volt 3 contatti/contacts
Rif. Orig. / Orig. Ref.

ARIENS: 35770
 BOLENS: 1751569
 MTD: 7250530 / 7250771
 MURRAY: 21261 / 24285
 NOMA: 52323 / 53716
 SNAPPER: 18817
 WHEEL HORSE: 111674

Applicazioni / Applications

ARIENS
 BOLENS
 MTD
 MURRAY
 NOMA
 ROPER
 SNAPPER
 WHEEL HORSE

06485

Note / Notes: 12 Volt 4 contatti/contacts
Rif. Orig. / Orig. Ref.

ARIENS: 35510
 BOLENS: 1752137 / 1753539
 LAWN-BOY: 740207
 SIMPLICITY: 1700751
 SNAPPER: 18604
 TORO: 284210 / 471910
 WHEEL HORSE: 110167

Applicazioni / Applications

ARIENS
 BOLENS
 CASE
 GILSON
 GRASSHOPPER
 GRAVELY
 LAWN-BOY
 SIMPLICITY
 SNAPPER
 TORO
 WHEEL HORSE

32461

Note / Notes: 12 Volt 4 contatti/contacts
Rif. Orig. / Orig. Ref.
 CASTELGARDEN: 18736100/0 / 1873610010
 HONDA: CG18736100HO

Applicazioni / Applications

CASTELGARDEN
 HONDA

32465

Note / Notes: 12 Volt 4 contatti/contacts
Rif. Orig. / Orig. Ref.
 MURRAY: 24285

Applicazioni / Applications
 MURRAY

32467

Note / Notes: 12 Volt 4 contatti/contacts
Rif. Orig. / Orig. Ref.
 STIGA: 1134294602

Applicazioni / Applications
 STIGA

32468

Note / Notes: 12 Volt 4 contatti/contacts
Rif. Orig. / Orig. Ref.
 UNIVERSAL: UNIVERSALE

INTERRUTTORI DI SICUREZZA

INTERRUPTOR DEMARRAGE
 SAFETY SWITCH
 SICHERHEITSSCHALTER
 INTERRUPTOR DE SEGURIDAD



38462

Rif. Orig. / Orig. Ref.
 CASTELGARDEN: 194106026031 / 194106030

Applicazioni / Applications
 CASTELGARDEN: TC102 / TC122 / TC92



38744

Rif. Orig. / Orig. Ref.
 CASTELGARDEN: 194106081 / 194106110

Applicazioni / Applications
 CASTELGARDEN: FC72 / TC72



38454

Rif. Orig. / Orig. Ref.
 HONDA: 36100ZE1015 / 36100ZH8W41 / 36100883005 / 36100883811

Applicazioni / Applications
 HONDA: SPEGNIMENTO MOTORE

MOLLE AVVIAMENTO

RESSORT DE LANCEUR
RECOIL SPRING
STARTERFEDER
RESORTES DE ARRANQUE



06357

Rif. Orig. / Orig. Ref.

B&S: 491889

Applicazioni / Applications

B&S: QUANTUM

P10709

Rif. Orig. / Orig. Ref.

TECUMSEH: 16240002 / 17510001 / 590414

Applicazioni / Applications

B&S: TVS
HOFFCO: P850 / WW850
TECUMSEH: H35-70 / LAV 35-50 / V50-70 / 2-4 TEMPI
FINO A 7 HP / 635 / 650

P10710

Rif. Orig. / Orig. Ref.

TECUMSEH: 27920014 / 590433

Applicazioni / Applications

TECUMSEH: (2-4 TEMPI FINO A 4 HP) / ECH / LAV / TNT

AVVIAMENTI COMPLETI

DEMARREUR COMPLET
COMPLETE STARTER
ANLASSEN KOMPLETT
STARTER COMPLETO



38480

Rif. Orig. / Orig. Ref.

B&S: 493295 / 497598

Applicazioni / Applications

B&S: EUROPA / QUANTUM



56738

Rif. Orig. / Orig. Ref.

HONDA: 28400ZE2W01ZA

Applicazioni / Applications

HONDA: GX240 / GX270



56712

Rif. Orig. / Orig. Ref.

HONDA: 28400ZH8013ZA

Applicazioni / Applications

HONDA: GX110 / GX120 / GX140 / GX160 / GX200 / G150



56713

Rif. Orig. / Orig. Ref.

HONDA: 28400ZERW01ZA

Applicazioni / Applications

HONDA: GX340 / GX390



60309

Rif. Orig. / Orig. Ref.

HONDA: 28400ZE8003ZB / 28400ZL8013ZA / 28400ZL-8023ZA / 28400ZM0632ZA / 284400ZM0003

Applicazioni / Applications


HONDA: GC-GCV135 / GC-GCV135E / GC-GCV140 / GC-GCV160



61626

Applicazioni / Applications

HONDA: G150



60477

Rif. Orig. / Orig. Ref.

HONDA: 28400ZG9802

Applicazioni / Applications

HONDA: GXV140K1 / GXV160K1



60490

Applicazioni / Applications

ROBIN: EH17



61677

Rif. Orig. / Orig. Ref.

TECUMSEH: 590621 / 590686 / 590737

Applicazioni / Applications

TECUMSEH: LV / TVS / AV520 / H30 / LEV100 / LEV105 / LEV115 / LEV120 / OVRM105 / SCV100 / SERIES 90-120 / TVXL840 / VLV



P10712

Rif. Orig. / Orig. Ref.

TECUMSEH: 14210047 / 590420A

Applicazioni / Applications

TECUMSEH: HS40 / H25 / SERIE LAV / TVS



60483

Applicazioni / Applications

YANMAR: L40



60484

Applicazioni / Applications

YANMAR: L60



60494

Rif. Orig. / Orig. Ref.

ROBIN: 22615021100

Applicazioni / Applications

ROBIN: EY15

60495

Rif. Orig. / Orig. Ref.

ROBIN: 22715021100

Applicazioni / Applications

ROBIN: EY20



60496

Applicazioni / Applications

ROBIN: EC10



60498

Rif. Orig. / Orig. Ref.

B&S: 495766 / 497830

Applicazioni / Applications

B&S: 5HP SERIE 13



60499

Rif. Orig. / Orig. Ref.

B&S: 693900

Applicazioni / Applications

B&S: 5HP-192400/196400/197400

IMPUGNATURE AVVIAMENTO

POIGNEE DE LANCEUR
STARTER HANDLES
STARTERGRIFF
EMPUÑADURAS ARRANQUE



P10240

Rif. Orig. / Orig. Ref.

B&S: 066728 / 490652

Applicazioni / Applications

B&S: 5-8-11HP



P10242

Rif. Orig. / Orig. Ref.

B&S: 393152

Applicazioni / Applications

B&S: 3-4 HP QUANTUM



61021

Rif. Orig. / Orig. Ref.

B&S: 2814345

Applicazioni / Applications

B&S: 124802 / 127807 / 127882 / 127887 / 128702 / 129782

PULEGGE AVVIAMENTO E ACCESSORI

POULIES DEMARRAGE ET ACCESSOIRES
START PULLEY AND ACCESSORIES
STARTERSCHEIBE UND ZUBEHÖRTEILE
POLEAS ARRANQUE Y ACCESORIOS



61682

Rif. Orig. / Orig. Ref.

TECUMSEH: 27220023

Applicazioni / Applications

TECUMSEH: PER ART 61680



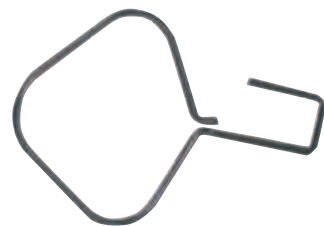
P10753

Rif. Orig. / Orig. Ref.

TECUMSEH: 29490016

Applicazioni / Applications

TECUMSEH: LAV / SERIE STANDARD



P10754

Rif. Orig. / Orig. Ref.

TECUMSEH: 24260006

Applicazioni / Applications

TECUMSEH: AVVIATORI LATERALI



38459

Rif. Orig. / Orig. Ref.

B&S: 497606 / 497696

Applicazioni / Applications

B&S: 176432 / 176437 / 176452 / 196402 / 196412 / 196417 / 196422 / 196427 / 196432 / 196436 / 196437 / 196452 / 196457 / 197402 / 197412 / 197415 / 197417 / 28A707 / 28B702 / 28B705 / 28B707 / 28C707 / 28D702 / 28D707 / 28M076 / 28M707 / 28N707 / 28N777 / 28P77 / 28Q777 / 40A777



P10298

Rif. Orig. / Orig. Ref.

B&S: 298310 / 399671

Applicazioni / Applications

B&S: 3 HP AVVIAMENTO MANUALE / 3,5 HP AVVIAMENTO MANUALE
HONDA: 4 HP AVVIAMENTO MANUALE
JOHN DEERE: 5 HP AVVIAMENTO MANUALE

PULEGGE AVVIAMENTO E ACCESSORI

POULIES DEMARRAGE ET ACCESSOIRES
START PULLEY AND ACCESSORIES
STARTERSCHEIBE UND ZUBEHÖRTEILE
POLEAS ARRANQUE Y ACCESORIOS



P10246

Rif. Orig. / Orig. Ref.

B&S: 280117 / 280439

Applicazioni / Applications

B&S: 2-4HP



05150

Rif. Orig. / Orig. Ref.

B&S: 493824

Applicazioni / Applications

B&S: QUANTUM XM E XTE / 5 HP VERT. OHV VANGUARD,




61683

Rif. Orig. / Orig. Ref.

TECUMSEH: 16630041

Applicazioni / Applications

TECUMSEH: PER ART 61677



61050

Rif. Orig. / Orig. Ref.

B&S: 392134 / 399676

Applicazioni / Applications

B&S: SERIE 28



61681

Rif. Orig. / Orig. Ref.

TECUMSEH: 16450005 / 29780005

Applicazioni / Applications

TECUMSEH: PER ART 61677

RICAMBI AVVIAMENTO

RECHANGES DEMARRAGE
STARTING SPARE PARTS
STARTERSCHEIBE UND ZUBEHÖRTEILE
REPUESTOS DE ARRANQUE




P10244

Rif. Orig. / Orig. Ref.

B&S: 28104

Applicazioni / Applications

B&S: AVV. ELETTRICO




61027

Rif. Orig. / Orig. Ref.

B&S: 497608

Applicazioni / Applications

B&S: 176432 / 176437 / 176452



61054

Rif. Orig. / Orig. Ref.

B&S: 495877




32312

Rif. Orig. / Orig. Ref.

B&S: 495878

Applicazioni / Applications

B&S



60990

Rif. Orig. / Orig. Ref.

B&S: 490311

Applicazioni / Applications

B&S: 254412 / 254422 / 254427

STARTER ELETTRICI

DEMARREUR ELECTRIQUE
ELECTRIC STARTER
ELEKTROSTARTMOTOR
ARRANQUE ELÉCTRICO



31719

Rif. Orig. / Orig. Ref.

B&S: 497595

Applicazioni / Applications

B&S: 254422 / 254427 / 28A707 / 28B702 / 28B707 / 28M707 / 8 HP MONOCILINDRICI



61663

Rif. Orig. / Orig. Ref.

KOHLER: 12098095 / 12098125 / 12098195 / 12098215

Applicazioni / Applications

KOHLER: CH11 / CH15

BOBINE

BOBINES
COILS
ZÜNDSPULE
BOBINAS

Note: adattabili ai seguenti modelli di motori
Notes: adaptable to the following engine models



P10210

Rif. Orig. / Orig. Ref.

B&S: 298502

Applicazioni / Applications

B&S: ORIZZONTALI E VERTICALI / 111000 / 2-4 HP / 2-5 HP / 60000 / 61000 / 80200 / 81000 / 82500 / 82900 / 92500 / 92900



06406

Rif. Orig. / Orig. Ref.

B&S: 298316

Applicazioni / Applications

B&S: 5 HP




10743

Rif. Orig. / Orig. Ref.

B&S: 398811

Applicazioni / Applications

B&S: 7-16 HP ORIZZ. E VERT. (MONO)



31627

Rif. Orig. / Orig. Ref.

B&S: 802574

Applicazioni / Applications

B&S: EUROPA 96700, 96900, 99700, / QUANTUM / QUANTUM EUROPA / 12A800 / 12A800, 12W800 / 12W800 / 121600 / 129800 / 96700 / 96900 / 99700



31565

Rif. Orig. / Orig. Ref.

B&S: 492341

Applicazioni / Applications

B&S: VANGUARD 9-14HP / 10-13 HP / 28C707 / 286702 / 286707 / 288702 / 288707



P10700

Rif. Orig. / Orig. Ref.

TECUMSEH: 14160020 / 16330001 / 30560A

Applicazioni / Applications

TECUMSEH: BV / BVL / BVS / LAV / 2 E 4 TEMPI




38478

Rif. Orig. / Orig. Ref.

HONDA: 30500ZE1033 / 30500ZE1013

Applicazioni / Applications

HONDA: GX110 / GX120 / GX140 / GX160 / GX200



06407

Rif. Orig. / Orig. Ref.

B&S: 298968



61751

Rif. Orig. / Orig. Ref.

B&S: 495859




61753

Rif. Orig. / Orig. Ref.

B&S: 715023

CONTATTI

VIS PLATINEE
POINT SETS
KONTAKTE
PLATINOS



18281

Rif. Orig. / Orig. Ref.

KOHLER: 240611

Applicazioni / Applications

KOHLER




18282

Rif. Orig. / Orig. Ref.

KOHLER: 4715003

Applicazioni / Applications

KOHLER: K361 / K91



P10287

Rif. Orig. / Orig. Ref.

B&S: 294628

Applicazioni / Applications

B&S: 2-8 H ORIZZ. E VERT.

CONTATTI

VIS PLATINEE
POINT SETS
KONTAKTE
PLATINOS

10686



Rif. Orig. / Orig. Ref.

B&S: 065704

10722

Rif. Orig. / Orig. Ref.

B&S: 299061

Applicazioni / Applications

B&S: 2 - 8 HP ORIZZ. E VERT



06540

Rif. Orig. / Orig. Ref.

B&S: 29667

Applicazioni / Applications

B&S: 1 / N / U / W / 5 / 6 / 6F / 6R / 6S

ATTACCO CANDELA

CAPUCHON DE BOUGIE
SPARK PLUG CAP
KERZENVERBINDUNG
CAPUCHÓN DE BUJIA



P10288

Rif. Orig. / Orig. Ref.

TECUMSEH: 066538 / 221798

Applicazioni / Applications

B&S: PER CAVO / PER CAVO Ø 7MM

TECUMSEH: PER CAVO Ø 7MM

61646



Rif. Orig. / Orig. Ref.

HONDA: 30600ZE1013 / 30700ZE1000

Applicazioni / Applications

HONDA: GX110 / GX120 / GX140 / GX160 / GX240 / GX270 / GX340 / GX390

REGOLATORI DI TENSIONE

REGULATEUR DE TENSION
VOLTAGE REGULATOR
SPANNUENGSREGLER
DIODOS ELECTRICOS

06355



Rif. Orig. / Orig. Ref.

B&S: 295924

Applicazioni / Applications

B&S
TECUMSEH



32302

Rif. Orig. / Orig. Ref.

KOHLER: 2575503 / 4140305 / 4140309

Applicazioni / Applications

KOHLER: KT17 / MV20 / 19M8




32303

Rif. Orig. / Orig. Ref.

KOHLER: 237335 / 4140303

Applicazioni / Applications

KOHLER: K181 / K582



61760

Rif. Orig. / Orig. Ref.

B&S: 397809

Applicazioni / Applications

B&S: 8 AMP

61781

Rif. Orig. / Orig. Ref.

JOHN DEERE: AM101406

Applicazioni / Applications

JOHN DEERE: F915 / 1070 / 322 / 330 / 332 / 670 / 770 / 870 / 970

61764

Rif. Orig. / Orig. Ref.

JOHN DEERE: M70121
KAWASAKI: 210662056

Applicazioni / Applications

KAWASAKI: 13, 15, 17 AMP

61765

Rif. Orig. / Orig. Ref.

JOHN DEERE: M97348
KAWASAKI: 210662070

Applicazioni / Applications

JOHN DEERE: F911 / 425 / 445
KAWASAKI: KAWA BICIL / 20 AMP

61766

Rif. Orig. / Orig. Ref.

JOHN DEERE: AM109462
KAWASAKI: 210662071

Applicazioni / Applications

JOHN DEERE: FRIZ ELETTROMAGNETICA

61780

Rif. Orig. / Orig. Ref.

KOHLER: 1240301

Applicazioni / Applications

KOHLER: CV 18 / CV11 / CV12.5 / CV13 / CV14 / CV15

CONTAGIRI DIGITALE PROFESSIONALE "RF-4"

COMPTE-TOURS DIGITAL PROFESSIONNEL "RF-4"
PROFESSIONAL DIGITAL RPM COUNTER "RF-4"
BERUFSMÄSSIGER UND DIGITALER DREHZAHLMESSEUR "RF-4"
CUENTA-REVOLUCIONES DIGITAL PROFESSIONAL "RF-4"



19290

Misure / Dimensions: **65 x 161 x 22 mm**

Volt / Volt: **Batteria 9 volt**

Battery 9 volt

Peso gr. / Weight gr.: **150 gr.**

Dotazione / Equipment: **Cavetto di captazione del segnale/Cable to catch the signal**

Campo di misura / Size space: **100 - 19.900 giri/min.**

COMPRESSOMETRO ANALOGICO

COMPRESSEUR ANALOGIQUE
ANALOGIC COMPRESSOMETER
ANALOGISCKOMPRESSOMETER
COMPRESÓMETRO ANALOGICO

Features: FOR CARBURATORS

Note: PER CARBURATORI



61756




Ricambi per trattorini & rasaerba

LAWN TRACTORS & MOWER SPARE PARTS

Belts and Pulleys **3.4**

Cinghie e pulegge per rasaerba e trattorini



PULEGGE TRATTORINI PER CINGHIE PIATTE
POULIES TRACTEURS POUR COURROIES PLATES
PULLEYS TRACTORS FOR FLAT BELTS
BANDSCHEIBEN TRAKTOREN FÜR FLACH - RINGRIEMEN
POLEA TRACTORES PARA CORREA LLANA


Art./Ref.	Diametro esterno/ External diameter mm	Diametro interno/ Inside diameter mm	Altezza/ Height	Brand	Rif.Orig/ Orig. Ref.
06896	62,7	9,5	19,0	CASE	-
				HAHN ECLIPSE	451182
				MTD	7560137
				TORO	34244
06905	79,4	9,5	19,0	AYP	67400
				CASE	-
				HUFFMAN	-
				MTD	7560225
				RUGGERINI	21101
				TORO	111560
06908	81,0	12,7	22,2	MURRAY	21409
06895	81,7	9,5	19,0	CASE	-
				HAHN ECLIPSE	451293
				HORSE	-
				MTD	7560240

Art./Ref.	Diametro esterno/ External diameter mm	Diametro interno/ Inside diameter mm	Altezza/ Height	Brand	Rif.Orig/ Orig. Ref.
06895	81,7	9,5	19,0	TORO	112426
				WHEEL HORSE	24463
06894	82,5	9,5	22,2	GILSON	-
				NOMA	40223
				SIMPLICITY	154534, 161019, 156124
				TORO	1105874
06893	90,5	9,5	25,4	AYP	4371J
				SEARS	-
06888	114,3	9,5	25,4	CASE	-
				JOHN DEERE	AM35590
				TORO	112895
06898	120,6	12,7	34,9	MURRAY	91801
56734	120,65	12,7	38,1	MURRAY	91801

PULEGGE TRATTORINI PER CINGHIE A "V"
POULIES TRACTEURS POUR COURROIES A "V"
TRACTORS PULLEYS FOR "V" BELTS
BANDSCHEIBEN TRAKTOREN FÜR "V" RINGRIEMEN
POLEA TRACTORES PARA CORREA "V"

1

2

3

4

5

Art./Ref.	Diametro esterno/ External diameter mm	Diametro interno/ Inside diameter mm	Altezza/ Height	Posizione/ Position	Brand	Rif.Orig/ Orig. Ref.
79122	-	-	-	1	AYP	179050, 199532
				1	SIMPLICITY	1700184
				1	SNAPPER	29264
79123	-	-	-	2	AYP	179114
79155	-	-	-	3	AYP	129206
79156	-	-	-	3	MURRAY	92265
				4	AYP	198145
79157	-	-	-	5	AYP	146763
06889	66,7	9,5	15	-	AYP	16176
					BOLENS	1727978
					GILSON	-
					JACOBSEN	325267
					MASSEY FERGUSON	1023556M1
					MTD	7560166

Art./Ref.	Diametro esterno/ External diameter mm	Diametro interno/ Inside diameter mm	Altezza/ Height	Posizione/ Position	Brand	Rif.Orig/ Orig. Ref.
06910	76,2	12,7	12,7	-	MURRAY	20613
06902	77,8	9,5	19	-	AYP	16371
				-	NOMA	-
				-	SEARS	-
06901	77,8	9,5	17,5	-	AYP	53018
				-	JOHN DEERE	AM32672
				-	MASSEY FERGUSON	1040013M1
				-	NOMA	8205, 45074
				-	SEARS	-
				-	WHEEL HORSE	34243
06904	101,6	9,5	20,6	-	GILSON	-
				-	JOHN DEERE	AM33574
				-	NOMA	44280
				-	SNAPPER	11029
				-	TORO	7451
				-	-	-

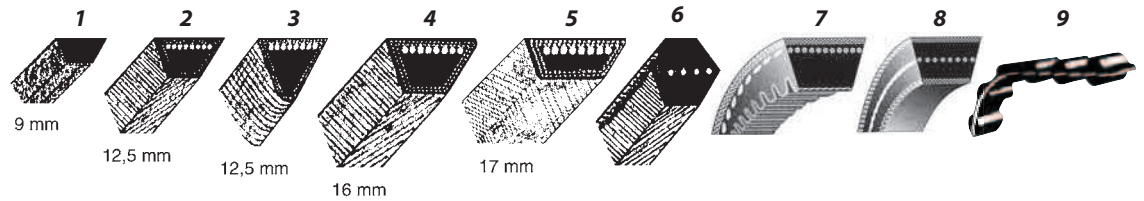
CINGHIE IN KEVLAR

COURROIES EN KEVLAR

KEVLAR BELTS

KEILRIEMEN AUS KEVLAR

CORREA DE KEVLAR



Applicazioni/Applications	Misure Measure	Tipo Type	Rif. Orig./Orig.Ref.	Art. /Ref.
A.M.A.				
SG155/102H, SG200/102H, SG200/102H, SG180/102H, SG180/102H, SG180/102H, SG180/102H, SG155/102H, SG200/102H, SG155/102H, SG155/102H, SG200/102H	P	1760M8-20	9	RTA410201760 57950
ARIENS				
Spazza neve 924082	M P	1/2"x40"	2	72086 33512
Piatto 42"	M P	1/2"x89.5"		72080 33514
Modelli successivi al 1980 piatto 30"	M P	1/2"x65"		7211372169 31598
Lama 30" modelli precedenti 1980	M P	5/8"x69"	4	72052 33615
AYP - HUSQVARNA - JONSERED - POULAN - PERTNER				
Per trattorino GT20 Twin Garden, Husqvarna TC102	M V	1/2"x 98,75"	2	110883 38357
Piatto da 106 cm (42") 12.5 e 14 Hp	M P	1/2"x92,5"		130969 38358
Trattorini e rider 10/11 Hp taglio 91 cm (36")	M P	1/2"x78,5"		131264 10970
Piatti da 116 cm (46") da 127 cm (50") motori 16, 19, 20, 22 Hp	M S	1/2"x83,5"		139573 38361
per piatto da 106 cm (42")	M V	1/2"x88,5"		144200 38363
Trattorino 18 Hp per piatto da 96 cm (38") e 112 cm (44")	M V	1/2"x79,5"		106085X 38364
Per rider 10 e 11 Hp - piatto da 112 cm (44")	-	5/8x47,5"	1	106729X 38365
Trattorino 18 Hp - taglio da 106 cm (42")	M P	1/2"x90"		131006 38366
Per modelli 8228A49	M V	1/2"x84,5"	2	140218X 38367
Per piatto da 116 cm (46")	M P	1/2"x83 3/4"		158818 38369
Modelli Hydro piatto da 106 cm (42") e 112 cm (44") - per modelli 2H4B3A, 2K4BEA, 2K4B3A, 2P4C3A, 2E4B3A, 602520, 602521, 7HB3A, BL12542A, CP12542A, CP12542B	M V	1/2"x82 1/4"		140294 38370
	M P	1/2"x95,5"		130801 38371
Per troncatore / cut off saws K650 Active III e K700 Active III	-	-	7	506070506 58263
Per troncatore / cut-off saws K750	-	-	-	506296702 506296702 544908402 60097
CASTELGARDEN - MAC GARDA				
Rasaerba Raser - New Garda 434,48 weekend B&S traz. lat.	M S	Z25	1	35063710 10890
Trattorino TWINCUT 102	M S	3/8"x29"	4	35061501 10892
	M P	5/8"x55"		35062811 10893
	P	1600M8-20	9	35065600 10894
Rasaerba 45 Garda Aspera	M S	3/8"x29"	1	35063900 33621
48 Weekend Aspera (Traz. Lat.)	M S	3/8"x31"		65064100 33622
Power-play 504 alluminio PAN	M S	3/8"x33"		35064150 31555
534 New Power 3V	M S	3/8"x34"		35064197 31556
Flipper	M S	1/2"x35"		35061400 10946
Junior 92"	M S	1/2"x68"	2	35062000 31616
Junior 92"	M S I	1/2"x100"		35062010 31617
Trattorino Twin Cut 102/122	M S I	1/2"x56"		35061426 10924
Trattorino Twin Cut 122	M P	5/8"x56"	4	35062812/814 31652
Innesto lame F72	M P	1/2"x35"	2	35061424 10980
Rasaerba CL484TR/TRE, GB464/504TR/TRE, NG464/504TR/TRE, R/TD484TR/TRE	M S	3/8"x28"	1	35063800 33620
Per Twin Cut 92	-	AA85	6	350657000 32746
Per Twin Cut 122	P	1800M8-25	9	35065601 32747
HONDA				
HF2213 102 cm	P	1600M820	9	35065600 10894
HF2218 122 cm	P	1800M825	9	35065601 32747
F660F610	M S	5/82x43"	4	22431735013 31644
F810	M S	5/8"x49"	4	22431765630 10910

M = MOTORE - S = SEMOVENZA, TRASMISSIONE - P = PIATTO, LAME - V = VARIATORE - R = RINVIO

M = ENGINE - S = TRANSMISSION - P = MOWER DECK - V = DRIVE - R = PTO

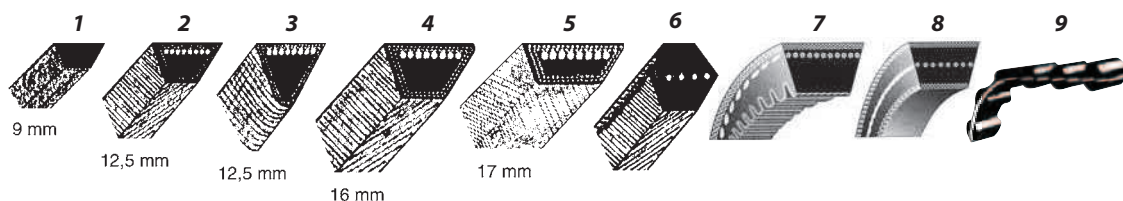
CINGHIE IN KEVLAR

COURROIES EN KEVLAR

KEVLAR BELTS

KEILRIEMEN AUS KEVLAR

CORREA DE KEVLAR



Applicazioni/Applications		Misure Measure	Tipo Type	Rif. Orig./Orig.Ref.	Art. /Ref.
F320	M S	1/2"x44"	2	22431760K20	31588
HONDA					
F660F610	M S	5/8"x43"	4	22431735013	31644
F810	M S	5/8"x49"	4	22431765630	10910
F320	M S	1/2"x44"	2	22431760K20	31588
F610F666	M S	5/8"x43"	4	22431735003	31644
F410F460F520	M S	5/8"x41"	4	22431734003	31642
F310F360F380	M S	5/8"x38"	4	22431733621	33609
F400F450	M S	5/8"x31"	4	22431723671	31634
UM21UM2160	M S	5/8"x43"	4	23161VA8000	31644
HR21	-	3/8"x35"	1	22431723772	31557
IBEA					
Per 2750, 2755, 4701, 4707, 4705F, 4710 470 Country/Enduro/Vario	MS	10x755	7	IP 3010022	38345
Per Country/Enduro/Vario 4717F, 4759F	MV	10x780	7	IP 3010011	38343
Per 5309, 5314, 5328, 5329, 5342, 530 Vario	MV	10x865	7	IP 3010012	38344
Per tutti i modelli 420	MV	10x715	7	IP 3010013	38346
Per 5366, Country/Enduro/Vario 5376 Mulching, Enduro Mulching, Vario Mulching	MV	10x820	7	IP 3010019	38347
Per 5320, 5325, 5368, 5370	MP	10x850	7	IP 3010020	38348
Per 400 Verticut	MV	13x725	8	IP 3010021	38349
Per 5358, 5359, 5360	MV	10x770	7	IP 3010027	38352
ISEKI					
KS280	M S	5/8"x37"	4	V81720003600	31639
KC350F	M S	5/8"x40"	4	V8172000390	31641
KC450F	M S	5/8"x38"	4	V8172000370	33609
A280 2 stadi	M S	5/8"x33"	4	V8172000330	31636
A280 4 stadi	M S	5/8"x35"	4	V8172000350	33608
JOHNDEERE					
Serie 200 316 318 piatto38"	M P	1/2"x64"	2	M82538	31597
Piatto 46"	M P	1/2"x98"	2	M41668	31616
Per 110, 110H, 112, 112H	MV	5/8"x68"	4	M44121	31663
Modelli 110-112 piatto 38", 39"	M P	1/2"x87"	2	M40223	10955
Modello STX38	M S	1/2"x105"	2	M74747	31622
Modelli 110, 200, 210, 208, 212, 214, 216, 223	MV	5/8"x40"	4	M82258	31641
Piatto 46" Modelli 240, 260, 265,	M P	1/2"x102"	2	M84136	31619
LX176, LX178, LX168, LX188	M S	1/2"x102"	2	M110978	31619
LT133	M S	1/2"x95"	2	M126012	33606
LT155, LT166	M S	1/2"x86"	2	M126009	33604
GX85	M S	5/8"x47"	4	M91470	31647
GX85	M S	1/2"x49"	2	M94020	31591
GX85	M P	1/2"x63"	2	M112006	10951
F510, F525 piatto 38" primaria	M P	5/8"x45"	4	M95121	31644
F510, F525 piatto 38" secondaria	M P	1/2"x83"	2	M95122	33602

M = MOTORE - S = SEMOVENZA, TRASMISSIONE - P = PIATTO, LAME - V = VARIATORE - R = RINVIO
M = ENGINE - S = TRANSMISSION - P = MOWER DECK - V = DRIVE - R = PTO

Applicazioni/Applications	Misure Measure	Tipo Type	Rif. Orig./Orig.Ref.	Art. /Ref.	
MARAZZINI					
Motozappa URSUS 3,5 HP primitivo	-	1/2"x20"	2	10.50024.0	10895
Motozappa URSUS 5-6 HP e 3,5H Pultimotivo (x2)	-	5/8"x25"	4	10.56004.0	10896
Motofalce (Comando barra falciante x2)	-	1/2"x20"	-	10.50024.0	10895
Motofalce (Comando semovenza)	-	-	2	10.2383.00	10897
MARAZZINI					
Rasaerba 225 CVS, 746 CVS (riduttore frizione)	M S	3/8"x27"	1	10.5485.00	10898
Rasaerba 215, 555, 846, E46 (post.)	M S	-	1	10.4272.00	10899
Rasaerba 560, Clip 46 (1velocità ridutt. ad innesto)	M S	-	-	TR 4602	10900
Rasaerba Clip 46 (2 velocità)	M S	-	-	TR 2873	10901
MTD (Columbia-White-Yardman)					
NOVOTRAK 8, 10, 11, 12 HP; Mod: 520-525-526-528-529-mini700-800-810-1000AR	M S	1/2"x62"	2	754-0198	10902
Rider 8 - 30"; Mod: da 501 a 508, da 511 a 514-521	MV	5/8"x35"	4	754-0241,754-0241A	10904
Unigarden 11,5/76 (S01.130)	V S	5/8"x38"	4	754-0240	10905
MTDC560, Yard Man 561	M P	1/2"x52"	2	754-0264	10906
Trattorino 10, 12, 12,5, 14 HP; Mod: 320-357-450-451-455-470-475-530-568-619-658;	MV	5/8"x53"	5	754-0280	10907
Unigarden Wizard 12/38 (S01.110)	V S	5/8"x44"	5	754-0281	10908
Unigarden 125/76 (S01.133 rosso, S01.135 verde)	V S	5/8"x47.5"	5	754-0370	10909
Per i modelli 600-620-654-656-669-786; Unigarden 13/76 (S01.132 rosso); Unigarden Wizard 12/38 (S01.110).	M P	5/8"x49"	4	754-0328	10910
Piatto taglio 30" - Unigarden 13/76 (S01.132)	M P	1/2"x67"	2	754-0355	10912
30" (monolama) - Unigarden 13/76 (S01.132)	M P	5/8"x69"	4	754-0329A,754-0433	10913
32" (bilama)	M P	5/8"x71"	4	754-0427	10914
38" (bilama) - Unigarden Wizard 12/38 (S01.110)	M P	1/2"x84"	2	754-0270	10915
altro 38" (bilama) 1990	P	3/8"x39"	1	754-0271	10916
40" bicesto (sez.esagonale)	M P	5/8"x74"	4	754-0371,754-0371A	10917
42" (bilama)					
Mod. da 760 a 769	MV	5/8"x47.5"	5	754-0370	10909
Unigarden 13/102 (S01.134,S01.136)	V S	5/8"x55"	5	754-0444	10918
40" (bilama)	M P	AA88	6	754-0443	10919
Piattotaglio 44" (scaricolaterale); Mod:935.	M P	1/2"x74"	-	754-0293	10920
Trattorino 18 HP; Mod: da 820 a 849	M P	5/8"x64"	4	754-0350	10921
Piattotaglio 46" (117cm)	P	1/2"x79"	2	754-0349	10922
MURRAY (YardKing)					
Rider 7, 8 HP - Cambio e differenziale FOOTE	M S	1/2"x37"	2	37 X 6	10923
Piatto25"	M P	1/2"x56"	2	37 X 7	10924
Piatto30"	M P	1/2"x55"	2	37 X 12	10925
Piatto30" (Bilama)	M P	1/2"x48"	2	37 X 2	10926
	P	1/2"x41"	2	37 X 1	10927
Rider 8 HP-25"	M S	1/2"x41"	2	37 X 1	10927
Mod: 3-25703 - Cambio e differenziale PEERLES	M P	1/2"x55"	2	37 X 12	10925
Rider 8 HP-30"	M S	1/2"x40.5"	2	37 X 38	10928
Mod: 3 - 30703 - Cambio edifferenzia e PEERLES	M P	1/2"x50"	2	37 X 37	10929
Mod: 30502 - Cambio e diff. PEERLES (piatto ultimo tipo)	M P	1/2"x53.5"	3	37 x 57	10932
Rider 8 - 10 HP - 30"; Unigarden 10/30 (S01.123)	M S	1/2"x30"	-	37 x 65	10931
30540 - 30560 (Cambio e differenziale unico)	M P	1/2"x53.5"	3	37 x 57	10932
Trattorini 8,10,11-36"	M S	1/2"x95"	2	37 x 61	10933
(Cambio e differenziale Peerles S-600)	M P	1/2"x55"	2	37 x 12	10925
	P	1/2"x46"	-	37 x 3	10934
Trattorini 10,11,12-36"	M S	1/2"x90.5"	3	37 x 45	10935
(Cambio e differenziale Peerles S-900) 36506	M P	1/2"x83"	3	37 x 43	10936
MURRAY (YardKing)					
Trattorini 11,12,14; Unigarden 12/38 (S01.122)	M S	1/2"x95"	2	37 x 61	10933
Piatto monolama 30" - (31601)	M P	1/2"x57"	2	37 x 71	10937
Piatto bilama 38" - (38608)	M P	1/2"x83"	3	37 x 63	10938
Piatto bilama 40" - (40620-40627)	M P	1/2"x86"	3	37 x 62	10939
Piatto trelame 42" - (38211)	P	1/2"x99"	2	37 x 22	10941

M = MOTORE - S = SEMOVENZA, TRASMISSIONE - P = PIATTO, LAME - V = VARIATORE - R = RINVIO

M = ENGINE - S = TRANSMISSION - P = MOWER DECK - V = DRIVE - R = PTO

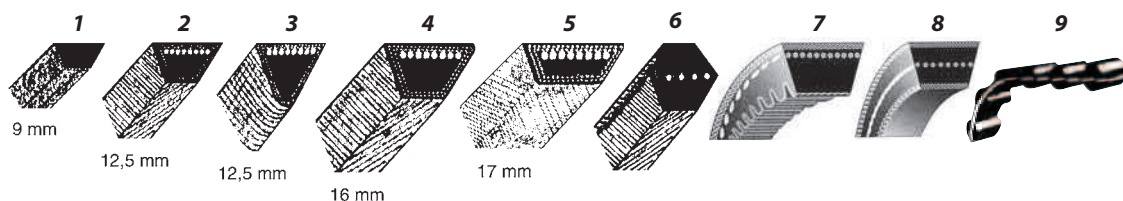
CINGHIE IN KEVLAR

COURROIES EN KEVLAR

KEVLAR BELTS

KEILRIEMEN AUS KEVLAR

CORREA DE KEVLAR



Applicazioni/Applications		Misure Measure	Tipo Type	Rif. Orig./Orig.Ref.	Art. /Ref.
8HP	M P	1/2"x82"	2	37 x 56	10949
11HP	M P	1/2"x79"	2	37 x 59	33601
Vecchi trattorini 16-42"	M R	1/2"x62"	2	37 x 62	10902
Trattorino 11-14HP Piatto bilama 42	M P	1/2"x91"	2	37 x 75	31610
Trattorino 18 46" 46300	-	1/2"x30"	2	37 x 66	33516
NOMA (AMF-Dynamark-Texas-Western)					
Trattorini (tipo vecchio) 8,10,11HP Piatto 36" Piatto 36" (seconda serie) Piatto 42" (anche sui vecchi trattorini 16HP)	M S	1/2"x88"	2	39454	10942
	M P	5/8"x84"	4	49878	10943
	M P	5/8"x82"	4	48044	10944
	M P	1/2"x108.5"	2	49330	10945
Rider 8HP - Unigarden 8/32" (S01.113) e 8/30" (S01.111) Scarico posteriore 32" Piatto 30" monolama	M S	1/2"x35"	2	300575	10946
	M P	5/8"x78.5"	4	300842	10947
	M P	1/2"x50.5"	2	56537	10948
Trattorino 8,10,11 HP - Unigarden 8/30 e 8/32 (S01.115) Piatto 30" monolama Piatto 32" bilama	M S	1/2"x82"	2	54758	10949
	M P	1/2"x54"	3	321147	10950
	M P	1/2"x63"	-	45186	10951
Trattorino 10,11,12 HP - 36" Piatto 36" (scarico posteriore)	M S	1/2"x82"	2	54758	10949
	M P	1/2"x80"	4	308701	10952
Trattorino 12 HP - 38" Piatto 38" (scarico laterale)	M S	1/2"x82"	2	54758	10949
	M P	5/8"x77.5"	4	300680	10953
Trattorino 12 HP - Unigarden 12/39 (S01.120) Piatto 39" (scarico laterale)	M S	1/2"x85"	2	57214	10954
	M P	5/8"x77.5"	4	300680	10953
Trattorino 12 HP - Unigarden 12/40 (S01.120) Piatto 40" (scarico laterale, bilama)	M S	1/2"x87"	2	314120	10955
	M P	5/8"x81"	4	319005	10956
Trattorino 16HP - Unigarden 16/45 (S01.125) Piatto 45" (scarico laterale, 2+1 lame) per lama piccola	M S	1/2"x85"	2	57214	10954
	M P	5/8"x76"	4	305667	10957
	P	1/2"x40"	2	300142	10958
Rider 32" scarico laterale	M P	1/2"x69"	2	300747	10967
Trattorino 14,16-43"	M S I	1/2"x80"	2	314572	31607
Trattorino 14,16-43"	M P	5/8"x85"	4	318372	31676
Piatto 42"	M P	1/2"x108.5"	2	301935	33517
36" scarico posteriore	M P	5/8"x82"	4	32986/480	10944
36" scarico laterale	M P	5/8"x71"	4	42881/430	33616
36" scarico posteriore	M P	5/8"x84"	4	6235/4987	31675
SANDRIGARDEN					
Leonardo da Vinci 50 traz. lat. piatta	M S	-	-	203470	33507
marco Polo traz. sotto	M S	-	-	248560	33508
Leonardo da Vinci traz. sotto	M S	-	-	244940	33509
Amerigo Vespucci	M S	-	-	284900	33510
SIGMA					
Rasaerba 474; Unigarden UGT501-505 (S01.207-S01.218)	M S	-	1	CSM047301	10960
Rasaerba 484 PL	M S	-	1	CSM048020	10961
Rasaerba 544; Unigarden UGT551 (S01.208)	M S	-	1	CSM054010	10962
474 convariatore	M V	-	1	47121	33500
474 convariatore	V S	-	1	47130	33501

M = MOTORE - S = SEMOVENZA, TRASMISSIONE - P = PIATTO, LAME - V = VARIATORE - R = RINVIU
M = ENGINE - S = TRANSMISSION - P = MOWER DECK - V = DRIVE - R = PTO

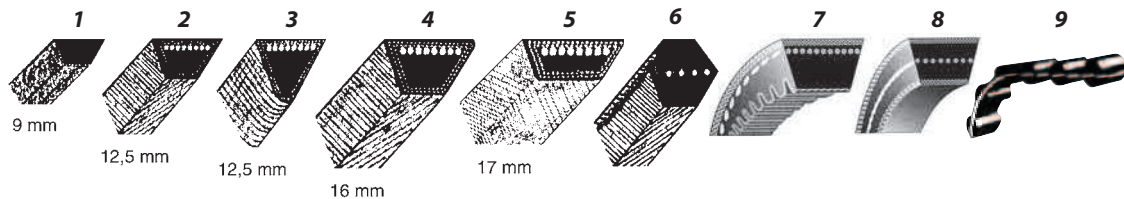
Applicazioni/Applications		Misure Measure	Tipo Type	Rif. Orig./Orig.Ref.	Art./Ref.
544 convariatore	MV	-	1	54028	33502
544 convariatore	VS	-	1	54027	33503
5603 velocità	MS	-	1	530213	33505
Tosaerba 464	MS	-	1	46245	33506
SIMPLICITY					
Trattorino 4208G, 4211G, 4212G, 12LTG, 12RTG	MS	1/2"x90"	2	1666698	10963
Piatto taglio 36" (92cm)	MP	1/2"x70"	2	108505,01713549	10964
Trattorino 4211H, 4212H	MS	1/2"x78"	2	1670835	10965
Piatto taglio 36" (92cm)	MP	1/2"x70"	2	108505,1713549	10964
Trattorino 4008, 4108, 4111, 5116, 5212, 5216, 12.5LTG	MS	1/2"x91"	2	1655069,1703836	10966
Piatto taglio 36" (92cm) per 4008, 4108	MP	1/2"x70"	2	108505,1713549	10964
Piatto taglio 36" (92cm) per 5116, 5212 (G-H), 5216 (G-H)	MP	1/2"x69"	2	1668065,1707740	10967
Piatto taglio 42" (107cm) per 5116, 5212 (G-H), 5216 (G-H)	MP	1/2"x120"	2	1668066	10968
taglio 36" (92cm) Piatto	MP	1/2"x70"	2	108505,1713549	10964
Trattorino Broadmoor 12.5 - 14 - 16HP Hydro	MS	1/2"x78"	2	108508,1713515	10970
Piatto taglio 38" (97cm)	MSP	1/2"x90"	2	1666698	10963
Turbo neve per trattorini 36" (92cm) e 42" (107cm)	-	1/2"x26"	2	1703466,1665638	10971
Trattorino Baron	MP	1/2"x56"	-	(106769)1721533	10924
Trattorino Baron	MS	-	-	1720036	33533
Trattorino Express	MP	-	-	1716854	33534
Trattorino Express	MS	-	-	1664789	33535
Trattorino Regent hydro	MS	1/2"x80"	-	1672135	31607
Trattorino Regent hydroturf-torque	MS	-	-	1717397	33536
Trattorino Regent meccanico	MS	-	-	1657044	33537
Trattorino Regent meccanico	MP	1/2"x90.5"	-	(1666698)1716854	31610
Trattorino Regent piatto mulching	MP	1/2"x83"	-	167031	33602
SNAPPER					
Rasaerba 5 HP	MS	3/8"x25"	1	1-2353	10973
Rasaerba (vari modelli)	MS	1/2"x22"	1	1-2354	10974
Rider 25", 26", 28", 30", (Sez. esagonale)	MSP	1/2"x70"	6	1-0749	10975
Rider 25, 26", 28", 30", 33", (Sez. esagonale)	MSP	1/2"x73"	6	1-8236, 2-2252	10976
Trattorino serie 0 - 14, piattotaglio 48" (Sez. esagonale)	MSP	1/2"x108.5"	6	1-4525, 2-4497	10977
STIGA					
Pony, Villa, Park 2000, Garden 6, 8 dal 1984 - 91	MS	1/2"x35"	2	1134900801 9585005000	10946
Park 2002, Park 12, Garden 600, 800, 1000 dal 1992	MS	1/2"x34.5"	2	1134901301 9585005700	33518
Park HST prima versione	MS	1/2"x36"	2	1134902901 9585005500	33519
Villa11, Park 2000 + 2002 dal 1982 - 83	MS	1/2"x53"	2	1134901001 9585005300	10982
Park 2002, Park 10, 11, 12, 13,16	MS	1/2"x40"	2	1134901201 9585005600	33624
Park 110 S, 122 B	MP	1/2"x101"	2	1134901601 9585005600	31618
Garden 6, 8 dal 1984 - 91, park 100 M	MP	1/2"x65"	2	1134901701 9585011900	31598
Park 100 B	MP	1/2"x67"	2	1134901101 9585005400	33558
Villa 85 M	MP	1/2"x57"	2	1134903101 9585007200	10937
Villa 85 B	MP	1/2"x44"	2	1134900901 9585005200	31588
Park 100 B, Park 100 M, Park 2000	MP	1/2"x71"	2	1134900601 9585010800	33520
TORO					
Rasaerba Whirlwind Fiesta - Guardian 21"	MS	3/8"x31"	1	5-4505	10978
Rider 5,7 HP Piatto di taglio 25"	MP	1/2"x50"	2	26-2770	10980
Trattorino 8,10,11,12 HP	MS	1/2"x102"	2	28-2650	10981
Piatto di taglio 32" (monolama)	MP	1/2"x53"	2	28-5250	10982
Rider 32"	MP	1/2"x66"	2	248048	31599

M = MOTORE - S = SEMOVENZA, TRASMISSIONE - P = PIATTO, LAME - V = VARIATORE - R = RINVIO

M = ENGINE - S = TRANSMISSION - P = MOWER DECK - V = DRIVE - R = PTO

CINGHIE IN KEVLAR

COURROIES EN KEVLAR
KEVLAR BELTS
KEILRIEMEN AUS KEVLAR
CORREA DE KEVLAR



Applicazioni/Applications		Misure Measure	Tipo Type	Rif. Orig./Orig.Ref.	Art. /Ref.
Vari modelli	M S	1/2"x48"	2	265140	33554
26682, 26641, 26651, 26622, 27502	M S	1/2"x34"	2	660210	33521
30117, 30136, 30144, 30165, 30170	M S	5/8"x70"	4	542750	31664
Vari modelli	M S	5/8"x72"	4	210890	33522
Vari modelli	M S	1/2"x124"	6	446260	33523
Vari modelli	M P	1/2"x51"	2	671390/980710	33524
Vari modelli	M P	1/2"x87"	2	886250	10955
Vari modelli	M S	3/8"x34"	1	368070	31556
Vari modelli	M S	3/8"x35"	1	623900	31557
Vari modelli	M S	1/2"x44"	2	192220	31558
Vari modelli	M S	1/2"x53"	2	285250	10982
Vari modelli	M S	3/8"x50"	1	205990	31571
Vari modelli	M S	1/2"x40"	2	269670	10958
Vari modelli	M S	1/2"x50"	2	262770	10980
Vari modelli	M S	1/2"x74"	2	541380	33560
Vari modelli	M S	1/2"x28"	2	534650	31577
Vari modelli	M S	1/2"x51"	2	513530	31592
Vari modelli	M S	1/2"x36"	2	192650	31593
Vari modelli	M S	3/8"x37"	1	230220	31559
Vari modelli	M S	1/2"x42"	2	294650	31586
Vari modelli	M S	1/2"x56"	2	541390	10924
Vari modelli	M S	1/2"x49"	2	541360	31591
Vari modelli	M S	3/8"x36"	1	249730	31558
Vari modelli	M S	3/8"x35"	1	623900	31557
Vari modelli	M S	5/8"x71"	4	557660	33525
Vari modelli	-	1/2"x86"	2	541370	33604
Vari modelli	-	5/8"x84"	-	7478	33526
Vari modelli	M P	1/2"x86"	2	6738	33527
WALKER					
Motori hydro	M S	-	-	5232 (AX45)	33539
Motore	M S	-	-	5230-2 (BX30)	33540
Ventola raccolta	M S	-	-	5234-2 (BX41)	33541
Motori hydro	-	-	-	6232	33542
Motore pto	-	-	-	6230-2 (set di 2 cinghie)	33529
Ventola aspirazione	-	-	-	6230-2 (set di 2 cinghie)	33529
Motori hydro precedenti il 1996	M S	-	-	(7232) 7235	33543
Motori hydro dopo il 1996	M S	-	-	7248	33544
Innesto pto	-	-	-	7230	33545
Motore	M S	-	-	7231	33585
Ventola aspirazione	-	-	-	7234	33531
Motori hydro	-	-	-	7248	33544
Innesto pto	-	-	-	7230	33545
Motore	-	-	-	7231	33585
Ventola aspirazione	-	-	-	7234	33531

M = MOTORE - S = SEMOVENZA, TRASMISSIONE - P = PIATTO, LAME - V = VARIATORE - R = RINVIO
M = ENGINE - S = TRANSMISSION - P = MOWER DECK - V = DRIVE - R = PTO

CINGHIE ESAGONALI IN KEVLAR

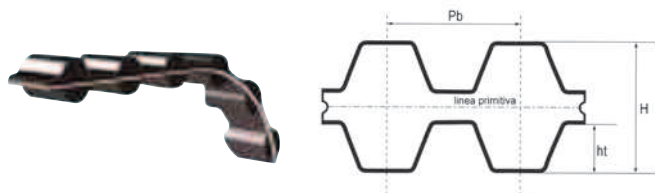
COURROIES HEXAGONALES EN KEVLAR
 HEXAGONAL KEVLAR BELTS
 SECHSKANTRIEMEN AUS KEVLAR
 CORREAS DE KEVLAR HEXAGONALES



Art./Ref.	Tipo/type
38318	AA66
38321	AA72
38327	AA80
32329	AA85
61955	AA86
38330	AA88
38335	AA105
38337	AA112
38339	AA128
38342	AA138

CINGHIE A DOPPIA DENTATURA

COURROIES DENTEE
 TIMING BELTS
 DOPPELZAHNRIEMEN
 CORREA DE DISTRIBUCION



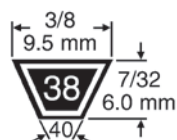
Note: PER PIATTI A LAME SINCRONIZZATE
 Notes: FOR SINCHRONOUS DECK

Art./Ref.	Misure/Sizes
57950	1760M8-20
10894	1600M8-20
32747	1800M8-25
60098	2000DS8M20
60099	2600DS8M20



CINGHIE IN KEVLAR SEZIONE 3L

COURROIES EN KEVLAR 3L
 3L KEVLAR BELTS
 KEILRIEM AUS KEVLAR 3L
 CORREAS DE KEVLAR 3L



Art./Ref.	Misure mm/Sizes mm	Misure pollici/Sizes inch	Tipo/Type
31552	9,5X660,4	3/8"X26"	3L 260
33619	9,5X685,8	3/8"X27"	3L 270
33620	9,5X711,2	3/8"X28"	3L 280
33621	9,5X736,6	3/8"X29"	3L 290
31553	9,5X762	3/8"X30"	3L 300
33622	9,5X787	3/8"X31"	3L 310
31554	9,5X812	3/8"X32"	3L 320
31555	9,5X838,2	3/8"X33"	3L 330

Art./Ref.	Misure mm/Sizes mm	Misure pollici/Sizes inch	Tipo/Type
31556	9,5X863	3/8"X34"	3L 340
31557	9,5X889	3/8"X35"	3L 350
31558	9,5X914,4	3/8"X36"	3L 360
31559	9,5X939,8	3/8"X37"	3L 370
31560	9,5X965,2	3/8"X38"	3L 380
31562	9,5X1041,4	3/8"X41"	3L 410
31563	9,5X1066,8	3/8"X42"	3L 420
31566	9,5X1143	3/8"X45"	3L 450
31567	9,5X1168,4	3/8"X46"	3L 460
31568	9,5X1193,8	3/8"X47"	3L 470
31569	9,5X1219,2	3/8"X48"	3L 480
31571	9,5X1270	3/8"X50"	3L 500

CINGHIE IN KEVLAR SEZIONE 4L

COURROIES EN KEVLAR 4L
 4L KEVLAR BELTS
 KEILRIEM AUS KEVLAR 4L
 CORREAS DE KEVLAR 4L



Art./Ref.	Misure mm/Sizes mm	Misure pollici/Sizes inch	Tipo/Type
33549	12,7x558,8	1/2"x22"	4L 210
31575	12,7x635	1/2"x25"	4L 250
33550	12,7x660,4	1/2"x26"	4L 260
31577	12,7x711,2	1/2"x28"	4L 280
31578	12,7x736,6	1/2"x29"	4L 290
33551	12,7x762	1/2"x30"	4L 300
31579	12,7x787,4	1/2"x31"	4L 310
31580	12,7x812,8	1/2"x32"	4L 320
31581	12,7x838,2	1/2"x33"	4L 330
31582	12,7x853,6	1/2"x34"	4L 340
10946	12,7x889	1/2"x35"	4L 350
10923	12,7x939,8	1/2"x37"	4L 370
31584	12,7x965,2	1/2"x38"	4L 380
31585	12,7x990,6	1/2"x39"	4L 390
10958	12,7x1016	1/2"x40"	4L 400
33552	12,7x1041,4	1/2"x41"	4L 410
31586	12,7x1066,8	1/2"x42"	4L 420
31587	12,7x1092,2	1/2"x43"	4L 430
31588	12,7x1117,6	1/2"x44"	4L 440
31589	12,7x1143	1/2"x45"	4L 450
33553	12,7x1016	1/2"x46"	4L 460
31590	12,7x1193,8	1/2"x47"	4L 470
33554	12,7x1219,2	1/2"x48"	4L 480
31591	12,7x1244,6	1/2"x49"	4L 490
10980	12,7x1270	1/2"x50"	4L 500
31592	12,7X1295,4	1/2"x51"	4L 510
33556	12,7x1320,8	1/2"x52"	4L 520
10982	12,7x1346,2	1/2"x53"	4L 530
33557	12,7x1397	1/2"x55"	4L 550
10924	12,7x1422,4	1/2"x56"	4L 560
10937	12,7x1447,8	1/2"x57"	4L 570
31583	12,7x1473,2	1/2"x58"	4L 580
31594	12,7x1498,6	1/2"x59"	4L 590
10902	12,7x1574,8	1/2"x62"	4L 620
10951	12,7x1600,2	1/2"x63"	4L 630
31597	12,7x1625,6	1/2"x64"	4L 640
31598	12,7x1651	1/2"x67"	4L 650
31599	12,7x1676,4	1/2"x66"	4L 660
33558	12,7x1701,8	1/2"x67"	4L 670
31600	12,7x1727,2	1/2"x68"	4L 680
10967	12,7x1752,6	1/2"x69"	4L 690
10964	12,7x1778	1/2"x70"	4L 700

CINGHIE IN KEVLAR SEZIONE 4L

COURROIES EN KEVLAR 4L

4L KEVLAR BELTS

KEILRIEM AUS KEVLAR 4L

CORREAS DE KEVLAR 4L



Art./Ref.	Misure mm/Sizes mm	Misure pollici/Sizes inch	Tipo/Type
31602	12,7x1803,4	1/2"x71"	4L 710
33559	12,7x1854,2	1/2"x73"	4L 730
33560	12,7x1879,6	1/2"x74"	4L 740
31604	12,7x1905	1/2"x75"	4L 750
31605	12,7x1930,4	1/2"x76"	4L 760
31606	12,7x1955,8	1/2"x77"	4L 770
10970	12,7x1981,2	1/2"x78"	4L 780
33601	12,7x2006,6	1/2"x79"	4L 790
31607	12,7x2032	1/2"x80"	4L 800
31608	12,7x2057,4	1/2"x81"	4L 810
10949	12,7x2082,8	1/2"x82"	4L 820
33602	12,7x2108,2	1/2"x83"	4L 830
33603	12,7x2133,6	1/2"x84"	4L 840
10954	12,7x2159	1/2"x85"	4L 850
33604	12,7x2184,4	1/2"x86"	4L 860
10955	12,7x2209,8	1/2"x87"	4L 870
10942	12,7x2235,2	1/2"x88"	4L 880
31609	12,7x2260,6	1/2"x89"	4L 890
33605	12,7x2286	1/2"x90"	4L 900
31610	12,7x2311,4	1/2"x91"	4L 910
31612	12,7x2362,2	1/2"x93"	4L 930
31613	12,7x2387,6	1/2"x94"	4L 940
33606	12,7x2413	1/2"x95"	4L 950
31614	12,7x2438,4	1/2"x96"	4L 960
31615	12,7x2463,8	1/2"x97"	4L 970
31616	12,7x2489,2	1/2"x98"	4L 980
33607	12,7x2514,6	1/2"x99"	4L 990
31617	12,7x2540	1/2"x100"	4L 1000
31618	12,7x2565,4	1/2"x101"	4L 1010
31620	12,7x2616	1/2"x103"	4L 1030
31621	12,7x2642	1/2"x104"	4L 1040
31622	12,7x2667,6	1/2"x105"	4L 1050
34237	12,7x2718	1/2"x107"	4L 1070
34238	12,7x2794	1/2"x110"	4L 1110
34239	12,7x2845	1/2"x112"	4L 1120
34240	12,7x2870	1/2"x113"	4L 1130
34241	12,7x3149	1/2"x124"	4L 1240
34242	12,7x3251	1/2"x128"	4L 1280
34243	12,7x3353	1/2"x132"	4L 1320
34244	12,7x3454	1/2"x136"	4L 1360
34245	12,7x3556	1/2"x140"	4L 1400
34246	12,7x3657	1/2"x144"	4L 1440
34247	12,7x4013	1/2"x158"	4L 1580

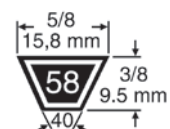
CINGHIE IN KEVLAR SEZIONE 5L

COURROIES EN KEVLAR 5L

5L KEVLAR BELTS

KEILRIEM AUS KEVLAR 5L

CORREAS DE KEVLAR 5L



Art./Ref.	Misure mm/Sizes mm	Misure pollici/Sizes inch	Tipo/Type
31630	15,8x685,8	5/8" x 27"	5L 270

Art./Ref.	Misure mm/Sizes mm	Misure pollici/Sizes inch	Tipo/Type
31631	15,8x711,2	5/8" x 28"	5L 280
31632	15,8x736,6	5/8" x 29"	5L 290
31633	15,8x762	5/8" x 30"	5L 300
31634	15,8x787,4	5/8" x 31"	5L 310
31635	15,8x812,8	5/8" x 32"	5L 320
31636	15,8x838,2	5/8" x 33"	5L 330
31637	15,8x863,6	5/8" x 34"	5L 340
33608	15,8x889	5/8" x 35"	5L 350
31638	15,8 x 914,4	5/8" x 36"	5L 360
31639	15,8 x 939,8	5/8" x 37"	5L 370
33609	15,8 x 965,2	5/8" x 38"	5L 380
31640	15,8 x 990,6	5/8" x 39"	5L 390
31642	15,8x1041,4	5/8" x 41"	5L 410
31643	15,8 x 1066,8	5/8" x 42"	5L 420
31644	15,8 x 1092,2	5/8" x 43"	5L 430
33610	15,8 x 1117,6	5/8" x 44"	5L 440
31646	15,8 x 1168,4	5/8" x 46"	5L 460
31647	15,8 x 1193,8	5/8" x 47"	5L 470
31648	15,8 x 1219,2	5/8" x 48"	5L 480
33611	15,8 x 1270	5/8" x 50"	5L 500
31649	15,8 x 1295,4	5/8" x 51"	5L 510
31650	15,8 x 1320,8	5/8" x 52"	5L 520
33612	15,8 x 1346,2	5/8" x 53"	5L 530
31651	15,8 x 1371,6	5/8" x 54"	5L 540
33613	15,8 x 1397	5/8" x 55"	5L 550
31652	15,8 x 1422,4	5/8" x 56"	5L 560
31653	15,8 x 1447,8	5/8" x 57"	5L 570
31655	15,8 x 1498,6	5/8" x 59"	5L 590
31656	15,8 x 1524	5/8" x 60"	5L 600
31657	15,8 x 1549,4	5/8" x 61"	5L 610
31659	15,8 x 1600,2	5/8" x 63"	5L 630
33614	15,8 x 1625,6	5/8" x 64"	5L 640
31660	15,8 x 1651	5/8" x 65"	5L 650
31661	15,8 x 1676,4	5/8" x 66"	5L 660
31662	15,8x1701,8	5/8" x 67"	5L 670
31663	15,8 x 1727,2	5/8" x 68"	5L 680
33615	15,8 x 1752,6	5/8" x 69"	5L 690
31664	15,8 x 1778	5/8" x 70"	5L 700
33616	15,8 x 1803,4	5/8" x 71"	5L 710
31665	15,8 x 1828,8	5/8" x 72"	5L 720
31666	15,8 x 1854,2	5/8" x 73"	5L 730
33617	15,8 x 1879,6	5/8" x 74"	5L 740
31667	15,8 x 1905	5/8" x 75"	5L 750
31669	15,8 x 1981,2	5/8" x 78"	5L 780
31670	15,8 x 2006,6	5/8" x 79"	5L 790
31671	15,8 x 2032	5/8" x 80"	5L 800
31672	15,8 x 2057,4	5/8" x 81"	5L 810
10944	15,8 x 2082,8	5/8" x 82"	5L 820
31674	15,8 x 2108,2	5/8" x 83"	5L 830
10943	15,8 x 2133,6	5/8" x 84"	5L 840
31676	15,8 x 2159	5/8" x 85"	5L 850
31677	15,8 x 2184,4	5/8" x 86"	5L 860
31678	15,8 x 2209,8	5/8" x 87"	5L 870
31679	15,8 x 2235,2	5/8" x 88"	5L 880
31680	15,8 x 2260,6	5/8" x 89"	5L 890
31681	15,8 x 2286	5/8" x 90"	5L 900
31682	15,8 x 2311,4	5/8" x 91"	5L 910
31689	15,8 x 2489,2	5/8" x 98"	5L 980
31690	15,8 x 2514,6	5/8" x 99"	5L 990
31691	15,8 x 2540	5/8" x 100"	5L 1000
34248	15,8 x 2590	5/8" x 102"	5L 1020
34250	15,8 x 2642	5/8" x 104"	5L 1040
34251	15,8 x 2743	5/8" x 108"	5L 1080
34252	15,8 x 2997	5/8" x 118"	5L 1180
34253	15,8 x 3048	5/8" x 120"	5L 1200
34254	15,8 x 3251	5/8" x 128"	5L 1280



Ricambi per trattorini & rasaerba

LAWN TRACTORS & MOWER SPARE PARTS

Blades Adaptors **3.5**

Mozzi per rasaerba e trattorini



MOZZI LAME PER TOSAERBA E TRATTORINI CASTELGARDEN

PORTE-COUTEAUX POUR TONDEUSE ET TRACTEURS CASTELGARDEN
 BLADES ADAPTORS FOR LAWNMOWERS AND GARDEN TRACTORS CASTELGARDEN
 MESSERKUPPLUNGEN FUER RASENMAEHER UND TRACKTOREN CASTELGARDEN
 TORRETAS PARA CORTACESPED Y TRACTORES CASTELGARDEN



32530

Diametro mm / Diameter mm: 20
 Altezza mozzo mm / Blade adaptors' height mm: 36
 Foro centrale mm / Inner hole mm: 18

Rif. Orig. / Orig. Ref.

CASTELGARDEN: 25463200

Applicazioni / Applications

CASTELGARDEN: TC102 / TC122 / TC92



61813

Diametro mm / Diameter mm: 20
 Altezza mozzo mm / Blade adaptors' height mm: 36
 Foro centrale mm / Inner hole mm: 18

Rif. Orig. / Orig. Ref.

CASTELGARDEN: 25463200

Applicazioni / Applications

CASTELGARDEN: TRATTORINI TWIN CUT / TWIN CUT
 92,102,122,F72,S98



06468

Diametro mm / Diameter mm: 17
 Altezza mozzo mm / Blade adaptors' height mm: 41
 Foro centrale mm / Inner hole mm: 18

Rif. Orig. / Orig. Ref.

CASTELGARDEN: 22463186

Applicazioni / Applications

CASTELGARDEN: CL430/480 / NG410/460 / R430/480



06469


Diametro mm / Diameter mm: 22,2
 Altezza mozzo mm / Blade adaptors' height mm: 51
 Foro centrale mm / Inner hole mm: 18

Rif. Orig. / Orig. Ref.

CASTELGARDEN: 22463011 / 22463012 / 22463014

Applicazioni / Applications

CASTELGARDEN: CL434/484/TR/TRE / R434/484/TR/TRE



18229

Diametro mm / Diameter mm: 17

Rif. Orig. / Orig. Ref.

CASTELGARDEN: 22465602

Applicazioni / Applications

CASTELGARDEN: BINGO / BRAVO / KIWI / PANDA



06470

Diametro mm / Diameter mm: 25
 Altezza mozzo mm / Blade adaptors' height mm: 51
 Foro centrale mm / Inner hole mm: 18

Rif. Orig. / Orig. Ref.

CASTELGARDEN: 22463020

Applicazioni / Applications

CASTELGARDEN: CL484TR / NG410/414/464TR/TRE / R484TR



32531

Diametro mm / Diameter mm: 22,2
 Altezza mozzo mm / Blade adaptors' height mm: 36
 Foro centrale mm / Inner hole mm: 18

Rif. Orig. / Orig. Ref.

CASTELGARDEN: 22463015

Applicazioni / Applications

CASTELGARDEN: B500S / S474L FLORICA
 STIGA: TORNADO



32532

Diametro mm / Diameter mm: 22,2
 Altezza mozzo mm / Blade adaptors' height mm: 36
 Foro centrale mm / Inner hole mm: 18

Rif. Orig. / Orig. Ref.

CASTELGARDEN: 224656040

Applicazioni / Applications

CASTELGARDEN: T434/484 / T484 TR/TRE



32533

Diametro mm / Diameter mm: 22,2
 Altezza mozzo mm / Blade adaptors' height mm: 87

Rif. Orig. / Orig. Ref.

CASTELGARDEN: 224656050

Applicazioni / Applications

CASTELGARDEN: T434/484 / T484 TR/TRE



32535

Diametro mm / Diameter mm: 22,2
 Altezza mozzo mm / Blade adaptors' height mm: 68
 Foro centrale mm / Inner hole mm: 18

Rif. Orig. / Orig. Ref.

CASTELGARDEN: 224656070

Applicazioni / Applications

CASTELGARDEN: NG/NGL 504 TR/TRE / NG464 TR/TRE /
 R/RL 484/453 TR/TRE / TD/ TDL 484/453 TR/TRE



32540

Diametro mm / Diameter mm: 22,2
 Altezza mozzo mm / Blade adaptors' height mm: 87

Rif. Orig. / Orig. Ref.

CASTELGARDEN: 224656060

Applicazioni / Applications

CASTELGARDEN: T434 / 484 / T484TRE



32541

Diametro mm / Diameter mm: 22,2
 Altezza mozzo mm / Blade adaptors' height mm: 68
 Foro centrale mm / Inner hole mm: 18x13

Rif. Orig. / Orig. Ref.

CASTELGARDEN: 224656110

Applicazioni / Applications

CASTELGARDEN: PAN504



32545

Diametro mm / Diameter mm: **25**
 Altezza mozzo mm / Blade adaptors' height mm: **68**
 Foro centrale mm / Inner hole mm: **18**

Rif. Orig. / Orig. Ref.

CASTELGARDEN: 22465608

Applicazioni / Applications

CASTELGARDEN



61910

Rif. Orig. / Orig. Ref.

CASTELGARDEN: 27787045

Applicazioni / Applications

CASTELGARDEN: EASYLIFE 63CM

MOZZI LAME PER TOSAERBA E TRATTORINI IBEA

PORTE-COUTEAUX POUR TONDEUSE ET TRACTEURS IBEA
 BLADES ADAPTORS FOR LAWNMOWERS AND GARDEN TRACTORS IBEA
 MESSERKUPPLUNGEN FUER RASENMAEHER UND TRACTOREN IBEA
 TORRETAS PARA CORTACESPED Y TRACTORES IBEA



32548

Diametro mm / Diameter mm: **22,2**
 Altezza mozzo mm / Blade adaptors' height mm: **62**

Rif. Orig. / Orig. Ref.

IBEA: P3040254

Applicazioni / Applications

IBEA: 4703 / 4721



32549

Diametro mm / Diameter mm: **22,2**
 Altezza mozzo mm / Blade adaptors' height mm: **36**

Rif. Orig. / Orig. Ref.

IBEA: P3040255

Applicazioni / Applications

IBEA



32550

Diametro mm / Diameter mm: **22,2**
 Altezza mozzo mm / Blade adaptors' height mm: **87**

Rif. Orig. / Orig. Ref.

IBEA: P3040102

Applicazioni / Applications

IBEA: COUNTRY 4253 / 420 / 4205 / 4206SRB / 450SRT / 4705 / 4717 / 4727 / 4728 / 4742 / 5358 / 5359 / 5360

MOZZI LAME PER TOSAERBA E TRATTORINI MTD

PORTE-COUTEAUX POUR TONDEUSE ET TRACTEURS MTD
 BLADES ADAPTORS FOR LAWNMOWERS AND GARDEN TRACTORS MTD
 MESSERKUPPLUNGEN FUER RASENMAEHER UND TRACTOREN MTD
 TORRETAS PARA CORTACESPED Y TRACTORES MTD



18232

Rif. Orig. / Orig. Ref.

MTD: 7530343B

Applicazioni / Applications

MTD

MOZZI LAME PER TOSAERBA E TRATTORINI MURRAY

PORTE-COUTEAUX POUR TONDEUSE ET TRACTEURS MURRAY
 BLADES ADAPTORS FOR LAWNMOWERS AND GARDEN TRACTORS MURRAY
 MESSERKUPPLUNGEN FUER RASENMAEHER UND TRACTOREN MURRAY
 TORRETAS PARA CORTACESPED Y TRACTORES MURRAY



18237

Rif. Orig. / Orig. Ref.

MURRAY: 442734

Applicazioni / Applications

MURRAY: 820201 / 822213 / 822253 / 822261



18233

Rif. Orig. / Orig. Ref.

MURRAY: 91926 / 92466

Applicazioni / Applications

MURRAY: TRATTORINI 11 / RIDER DAL 1990 MOD 30534X1A / RIDER SINCE 1990 MOD 30534X1A

MOZZI LAME PER TOSAERBA E TRATTORINI QUEEN GARDEN

PORTE-COUTEAUX POUR TONDEUSE ET TRACTEURS QUEEN GARDEN
 BLADES ADAPTORS FOR LAWNMOWERS AND GARDEN TRACTORS QUEEN GARDEN
 MESSERKUPPLUNGEN FUER RASENMAEHER UND TRACTOREN QUEEN GARDEN
 TORRETAS PARA CORTACESPED Y TRACTORES QUEEN GARDEN



18251

Diametro mm / Diameter mm: **25,0**
 Altezza mozzo mm / Blade adaptors' height mm: **61**

Rif. Orig. / Orig. Ref.

QUEEN GARDEN: 0220

Applicazioni / Applications

QUEEN GARDEN: BRIO 40 / JUNIOR 40 / LEADER 50 / MAXI 50 / PRIMIER 45 / SPEZIAL 50

MOZZI LAME PER TOSAERBA E TRATTORINI STIGA

PORTE-COUTEAUX POUR TONDEUSE ET TRACTEURS STIGA
 BLADES ADAPTORS FOR LAWNMOWERS AND GARDEN TRACTORS STIGA
 MESSERKUPPLUNGEN FUER RASENMAEHER UND TRACTOREN STIGA
 TORRETAS PARA CORTACESPED Y TRACTORES STIGA



32560

Rif. Orig. / Orig. Ref.

STIGA: 1134208201

Applicazioni / Applications

STIGA: STIGA GARDEN / STIGA PARK 2000 2002 / STIGA VILLA

MOZZI LAME PER TOSAERBA E TRATTORINI STIGA

PORTE-COUTEAUX POUR TONDEUSE ET TRACTEURS STIGA
 BLADES ADAPTORS FOR LAWNMOWERS AND GARDEN TRACTORS STIGA
 MESSERKUPPLUNGEN FUER RASENMAEHER UND TRACTOREN STIGA
 TORRETAS PARA CORTACESPED Y TRACTORES STIGA

32561

Rif. Orig. / Orig. Ref.
 STIGA: 1111906701

Applicazioni / Applications

STIGA: MULTICLIP 46S / PRO 511S (1989-1992) / TORNA-
 DO 51S (1966)



32562

Rif. Orig. / Orig. Ref.
 STIGA: 1111906901

Applicazioni / Applications

STIGA: PRO 48 / PRO 511 STIGA TORNADO



MOZZI LAME PER TOSAERBA E TRATTORINI

PORTE-COUTEAUX POUR TONDEUSE ET TRACTEURS
 BLADES ADAPTORS FOR LAWNMOWERS AND GARDEN TRACTORS
 MESSERKUPPLUNGEN FUER RASENMAEHER UND TRACTOREN
 TORRETAS PARA CORTACESPED Y TRACTORES

Note: UNIVERSALI
Notes: UNIVERSAL

18263

Diametro mm / Diameter mm: **22,2**

18264

Diametro mm / Diameter mm: **25,4**



MOZZI LAME PER TOSAERBA E TRATTORINI AYP (ROPER - HUSQVARNA - PARTNER...)


PORTE-COUTEAUX POUR TONDEUSE ET TRACTEURS AYP (ROPER - HUSQVARNA - PARTNER...)
 BLADES ADAPTORS FOR LAWNMOWERS AND GARDEN TRACTORS AYP (ROPER - HUSQVARNA - PARTNER...)
 MESSERKUPPLUNGEN FUER RASENMAEHER UND TRACTOREN AYP (ROPER - HUSQVARNA - PARTNER...)
 TORRETAS PARA CORTACESPED Y TRACTORES AYP (ROPER - HUSQVARNA - PARTNER...)

32563

Rif. Orig. / Orig. Ref.
 AYP: 143651

Applicazioni / Applications

AYP: 44" / 50"



32564

Rif. Orig. / Orig. Ref.
 AYP: 130794

Applicazioni / Applications

AYP: 36" / 38" / 42"



32318

Rif. Orig. / Orig. Ref.

AYP: 105891X / 121676X / 121687X

Applicazioni / Applications

AYP: LAMA LARGA 57 MM / 38"



79125

Rif. Orig. / Orig. Ref.
 AYP: 128774



79106

Rif. Orig. / Orig. Ref.
 AYP: 165579
 HUSQVARNA: 532165579

Applicazioni / Applications

AYP: 36", 38", 42" SX
 HUSQVARNA: 36", 38", 42" SX



79115

Rif. Orig. / Orig. Ref.
 AYP: 137646

Applicazioni / Applications

AYP: 36", 38", 42" STAR/STELLA



MOZZI LAME PER TOSAERBA E TRATTORINI MTD - WHITE - YARDMAN

PORTE-COUTEAUX POUR TONDEUSE ET TRACTEURS MTD - WHITE - YARDMAN
 BLADES ADAPTORS FOR LAWNMOWERS AND GARDEN TRACTORS MTD - WHITE - YARDMAN
 MESSERKUPPLUNGEN FUER RASENMAEHER UND TRACTOREN MTD - WHITE - YARDMAN
 TORRETAS PARA CORTACESPED Y TRACTORES MTD - WHITE - YARDMAN

32571

Rif. Orig. / Orig. Ref.
 MTD: 7170912

Applicazioni / Applications

MTD: PER SERIE 806 / 48"



32572

Rif. Orig. / Orig. Ref.
 MTD: 7170900

Applicazioni / Applications

MTD: 32" / 36"



32573

Rif. Orig. / Orig. Ref.
 MTD: 9180138 / 9180142

Applicazioni / Applications

MTD: 38" / 42"



32575

Rif. Orig. / Orig. Ref.
 MTD: 9180241

Applicazioni / Applications

MTD: 16-18 HP / 46" FORO STELLA LATO DX E SX




32319

Rif. Orig. / Orig. Ref.
 MTD: 7170906

Applicazioni / Applications

MTD: 38"-42" / 600 / 805





56720

Note / Notes: **dado per / nut for art. 32575 - 32574 - 32573**

Rif. Orig. / Orig. Ref.

MTD: 7120417A / 9120417A

Applicazioni / Applications

MTD: 600 / 800

VITI LAMA

VISES POUR LAME
BLADE SCREWS
SCHRAUBE FÜR SCHEIBEN
TUERCAS PARA CUCHILLAS



59884

Rif. Orig. / Orig. Ref.

ROVER: A00672K

ROBER: A00672K

MOZZI LAME PER TOSAERBA E TRATTORINI NOMA - MURRAY

PORTE-COUTEAUX POUR TONDEAUX ET TRACTEURS NOMA - MURRAY
BLADES ADAPTORS FOR LAWNMOWERS AND GARDEN TRACTORS NOMA - MURRAY
MESSERKUPPLUNGEN FÜR RASENMAEHER UND TRACKTOREN NOMA - MURRAY
TORRETAS PARA CORTACEPED Y TRACTORES NOMA - MURRAY



32577

Note / Notes: **cpl di cusinetti e boccole / with bearing and bushings**

Rif. Orig. / Orig. Ref.

MURRAY: 20551 / 24384 / 90905 / 92574

Applicazioni / Applications

MURRAY
NOMA



32581

Rif. Orig. / Orig. Ref.

NOMA: 307534 / 327519 / 39493 / 50632 / 51450 / 56424 / 779066

Applicazioni / Applications

MURRAY: 36" (DX ESX) / 38" (DX ESX) / 43" (DX ESX) / 45" (DX)
NOMA: 36" (DX ESX) / 38" (DX ESX) / 43" (DX ESX) / 45" (DX)



32582

Rif. Orig. / Orig. Ref.

NOMA: 3310237

Applicazioni / Applications

MURRAY: 45" (SX)

NOMA: 45" (SX)



56705

Rif. Orig. / Orig. Ref.

NOMA: 1001046 / 1001200

Applicazioni / Applications

MURRAY: DAL/ FROM 2001

NOMA: DAL/ FROM 2001

MOZZI LAMA, PULEGGE, CUSCINETTI, SEEGER CASTELGARDEN

PORTE-COUTEAUX, POULIES, ROULEMENT CASTELGARDEN
BLADES ADAPTORS, PULLEYS, BEARINGS CASTELGARDEN
MESSERKUPPLUNGEN, SCHEIBE, UNTERLAGEN CASTELGARDEN
TORRETAS, POLEAS, COJINETES CASTELGARDEN



32576

Note / Notes: **Mozzo lama completo (sx) / Spindle Assy (left)**

Rif. Orig. / Orig. Ref.

CASTELGARDEN: 822072000

Applicazioni / Applications

CASTELGARDEN: TC102 / TC122



32584

Note / Notes: **Mozzo lama completo (dx) / Spindle Assy (right)**

Rif. Orig. / Orig. Ref.

CASTELGARDEN: 822072010

Applicazioni / Applications

CASTELGARDEN: TC102 / TC122



32587

Note / Notes: **Mozzo lama completo (sx) / Spindle Assy (left)**

Rif. Orig. / Orig. Ref.

CASTELGARDEN: 822072020

Applicazioni / Applications

CASTELGARDEN: TC92



32588

Note / Notes: **Mozzo lama completo (dx) / Spindle Assy (right)**

Rif. Orig. / Orig. Ref.

CASTELGARDEN: 822072030

Applicazioni / Applications

CASTELGARDEN: TC92



32589

Note / Notes: **Mozzo lama completo (dx) / Spindle Assy (right)**

Rif. Orig. / Orig. Ref.

CASTELGARDEN: 842072500

Applicazioni / Applications

CASTELGARDEN: F72



32590

Diametro esterno mm / External diameter mm: **55**

Larghezza mm / Width mm: **31-35**

Altezza mm / Height mm: **28**

Note / Notes: **Puleggia tendicinghia / Idler pulley**

Rif. Orig. / Orig. Ref.

CASTELGARDEN: 25601559

Applicazioni / Applications

CASTELGARDEN: TC102

MOZZI LAMA, PULEGGE, CUSCINETTI, SEEGER CASTELGARDEN

PORTE-COUTEAUX, POULIES, ROULEMENT CASTELGARDEN
BLADES ADAPTORS, PULLEYS, BEARINGS CASTELGARDEN
MESSERKUPPLUNGEN, SCHEIBE, UNTERLAGEN CASTELGARDEN
TORRETAS, POLEAS, COJINETES CASTELGARDEN



32593

Diametro esterno mm / External diameter mm: 75
Larghezza mm / Width mm: 20
Altezza mm / Height mm: 31
Note / Notes: **Puleggia tendicinghia / Idler pulley**

Rif. Orig. / Orig. Ref.

CASTELGARDEN: 25601562

Applicazioni / Applications

CASTELGARDEN: TC122



32596

Diametro esterno mm / External diameter mm: 47
Larghezza mm / Width mm: 19
Altezza mm / Height mm: 25
Note / Notes: **Cuscinetto a stella / Bearing**

Rif. Orig. / Orig. Ref.

CASTELGARDEN: 25122201

Applicazioni / Applications

CASTELGARDEN: TC102



12665

Note / Notes: **Per foro ø 35**

Applicazioni / Applications

A.M.A.: 00873 / 03959



32599

Note / Notes: **Seeger esterno per art. 8 e 9 / External seeger for item 8 and 9**

Rif. Orig. / Orig. Ref.

CASTELGARDEN: 12609200

Applicazioni / Applications

CASTELGARDEN: TC102 / TC122



61912

Rif. Orig. / Orig. Ref.

CASTELGARDEN: 25601554

Applicazioni / Applications

CASTELGARDEN: TWIN CUT 92-102-122 MECC



38481

Diametro esterno mm / External diameter mm: 52
Larghezza mm / Width mm: 12
Altezza mm / Height mm: 15
Note / Notes: **Puleggia Tendicinghia / Idler pulley**

Rif. Orig. / Orig. Ref.

CASTELGARDEN: V25002740 / 256015582 / 25601570

Applicazioni / Applications

CASTELGARDEN: TC102 / TC122 / TC92



61913

Rif. Orig. / Orig. Ref.

CASTELGARDEN: 25109521

Applicazioni / Applications

CASTELGARDEN: CUP FOR 38481 / TAPPO X 38481



79159

Rif. Orig. / Orig. Ref.

CASTELGARDEN: 25601555/0

VITE T.E. PER FISSAGGIO LAME RASAERBA

VIS "T.E." FIXATION LAMES TONDEUSES
T.E. SCREW FOR FIXING OF LAWN BLADES
MESSERSCHRAUBEN
TORNILLO T.E. PARA FIJACIÓN CUCHILLA CORTACESPED



P10101

Lunghezza mm / Length mm: 38,1
Filettatura mm / Thread mm: UNF 3/8" - 24

P10102

Lunghezza mm / Length mm: 44,4
Filettatura mm / Thread mm: UNF 3/8" - 24

P10103

Lunghezza mm / Length mm: 50,8
Filettatura mm / Thread mm: UNF 3/8" - 24

P10105

Lunghezza mm / Length mm: 63,4
Filettatura mm / Thread mm: UNF 3/8" - 24

10858

Lunghezza mm / Length mm: 76,2
Filettatura mm / Thread mm: UNF 3/8" - 24

PERNO DI ROTTURA

BOULON DE CISAILLE
SHEAR BOLTS
SCHERBOLZEN



61867

Rif. Orig. / Orig. Ref.

HUSQVARNA: 535410901

ALBERI MOZZO LAMA

ARBRE MOYEU
SPINDLE SHAFT
SPINDEL WELLEN
EJE PARA TORRETA



32600

Lunghezza mm / Length mm: 101,60

Rif. Orig. / Orig. Ref.

MTD: 7110255 / 7380196

Applicazioni / Applications

MTD



38461

Lunghezza mm / Length mm: 380

Rif. Orig. / Orig. Ref.

CASTELGARDEN: 127356940

Applicazioni / Applications

CASTELGARDEN: F72 / F98S / J(P)92 / TC102 / TC122 / VITE DESTRA



38460

Lunghezza mm / Length mm: **380**

Rif. Orig. / Orig. Ref.

CASTELGARDEN: 127356950

Applicazioni / Applications

CASTELGARDEN: F72 / F98S / J(P)92 / TC102 / TC122 / VITE SINISTRA



32601

Lunghezza mm / Length mm: **133,35**

Rif. Orig. / Orig. Ref.

MURRAY: 20616

Applicazioni / Applications

MURRAY



32602

Lunghezza mm / Length mm: **165,10**

Rif. Orig. / Orig. Ref.

MURRAY: 21024

Applicazioni / Applications

MURRAY



32605

Lunghezza mm / Length mm: **152,40**

Rif. Orig. / Orig. Ref.

MURRAY: 55272

Applicazioni / Applications

MURRAY



32606

Lunghezza mm / Length mm: **196,85**

Rif. Orig. / Orig. Ref.

MURRAY: 91922 / 91922Welle

Applicazioni / Applications

MURRAY



79124

Rif. Orig. / Orig. Ref.

AYP: 165482

RUOTINE PIATTO

PETIT ROUE PLAT
DECK ROLLER
RAD FLACH
RUEDA



38463

Diametro esterno mm / External diameter mm: **79**
Diametro interno mm / Inside diameter mm: **12**

Rif. Orig. / Orig. Ref.

CASTELGARDEN: 827000000

Applicazioni / Applications

CASTELGARDEN: TC102 / TC122



79158

Rif. Orig. / Orig. Ref.

AYP: 133957

RONDELLE IN FIBRA PER MOZZO PORTALAME

RONDELLES POUR MOYEU PORTE-COUTEAUX
WASHERS FOR BLADES ADAPTER
SCHEIBEN FÜR MESSERKUPPLUNGEN
ARANDELA DE FIBRA PARA TORRETA



11012

Diametro esterno mm / External diameter mm: **57 (2-5/16")**
Diametro interno mm / Inside diameter mm: **9,5 (3/8")**

11013

Diametro esterno mm / External diameter mm: **57 (2-5/16")**
Diametro interno mm / Inside diameter mm: **14 (1/2")**


RONDELLE ELASTICHE PER MOZZO PORTALAMA

RONDELLES POUR MOYEU PORTE-COUTEAUX
WASHERS FOR BLADES ADAPTER
SCHEIBEN FÜR MESSERKUPPLUNGEN
ARANDELA FLEXIBLE PARA TORRETA



11014

Diametro esterno mm / External diameter mm: **38 (1-1/2")**
Diametro interno mm / Inside diameter mm: **9,5 (3/8")**



11015

Diametro esterno mm / External diameter mm: **57 (2-1/4")**
Diametro interno mm / Inside diameter mm: **9,5 (3/8")**

RONDELLE LAME

RONDELLE LAME
BLADE FRICTION DISCS
BEILAGSCHEIBE
ARANDELAS CUCHILLAS



56707

Diametro esterno mm / External diameter mm: **60,5**
Diametro interno mm / Inside diameter mm: **18**

Rif. Orig. / Orig. Ref.

CASTELGARDEN: 224656100 / 226721100

Applicazioni / Applications

CASTELGARDEN



56709

Diametro esterno mm / External diameter mm: **49,5**
Diametro interno mm / Inside diameter mm: **18**

Rif. Orig. / Orig. Ref.

CASTELGARDEN: 125081201

Applicazioni / Applications

CASTELGARDEN



56710

Diametro esterno mm / External diameter mm: **61,00**
Diametro interno mm / Inside diameter mm: **18,1X13,1**

Rif. Orig. / Orig. Ref.

CASTELGARDEN: 226721050

Applicazioni / Applications

CASTELGARDEN

BOCCOLA PER ASSALE MTD

DOUILLE ESSIEU MTD
BUSH FOR MTD AXLE
BÜCHSE FÜR ACHSE MTD
CASQUILLO PARA EJE MTD


11028
Rif. Orig. / Orig. Ref.

MTD: 7480227A

MOLLE TENDICINGHIA MTD

RESSORT TENDEUR POUR COURROIE MTD
MTD SPRINGS FOR IDLERS
MTD RIEMENSPANNER - FEDER
MUELLE TENDE CORREA MTD


06475

Lunghezza mm / Length mm: **279,4**
Diametro spire mm / Coil diam. mm: **19,0**
Lunghezza spire mm / Coils length mm: **152,4**

Rif. Orig. / Orig. Ref.

MTD: 7320191

06477

Lunghezza mm / Length mm: **85,7**
Diametro spire mm / Coil diam. mm: **9,5**
Lunghezza spire mm / Coils length mm: **50,8**

Rif. Orig. / Orig. Ref.

MTD: 7320157

06478

Lunghezza mm / Length mm: **285,8**
Diametro spire mm / Coil diam. mm: **25,4**
Lunghezza spire mm / Coils length mm: **171,5**

Rif. Orig. / Orig. Ref.

MTD: 7320307

06479

Lunghezza mm / Length mm: **71,4**
Diametro spire mm / Coil diam. mm: **12,7**
Lunghezza spire mm / Coils length mm: **41,3**

Rif. Orig. / Orig. Ref.

MTD: 7320433

06480

Lunghezza mm / Length mm: **228,6**
Diametro spire mm / Coil diam. mm: **19,0**
Lunghezza spire mm / Coils length mm: **120,6**

Rif. Orig. / Orig. Ref.

MTD: 7320153

TESTINE STERZO PER TRATTORINI

ROTULES DIRECTION POUR PETITS TRACTEURS
STEERING CARTRIDGE FOR TRACTORS
LENKOPFE FÜR TRAKTOREN
ROMULA DE DIRECCION PARA TRACTORES PEQUEÑOS


06195

 Filettatura mm / Thread mm: **3/8"-22**
Rif. Orig. / Orig. Ref.

MTD: 7230156 / 7233018

MURRAY: 21031

NOMA: 21275

SNAPPER: 10745

06196

 Filettatura mm / Thread mm: **1/2"-32**
Rif. Orig. / Orig. Ref.

JOHN DEERE: AM 100644

MTD: 7230179



Ricambi per trattorini & rasaerba

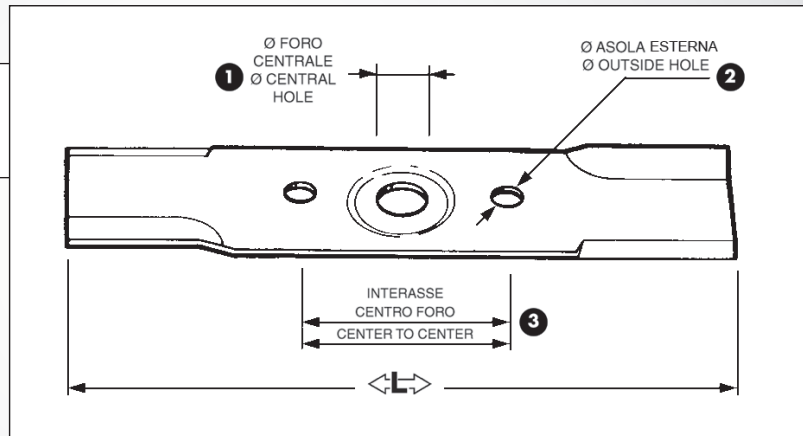
LAWN TRACTORS & MOWER SPARE PARTS

Blades **3.6**

Lame per rasaerba e trattorini



Letture "Dati tecnici" per LAME RASAERBA
 "Technical Datas" for lawn mowers' blades



LAME RASAERBA UNIVERSALI TAGLIO MULCHING

LAMES TONDEUSES UNIVERSELLES MULCHING
 UNIVERSAL LAWNMOWER MULCHING BLADES
 UNIVERSAL MULCHMESSER FÜR RASENMÄHER
 CUCHILLA CORTACESPED UNIVERSALES CORTE MULCHING

Note: PROFESSIONALI DENTATE
 Notes: PROFESSIONALS TOOTHED



61851

Foro centrale mm/ Central hole mm: **25,4**
 Lunghezza mm / Length mm: **406,4**



61852

Foro centrale mm/ Central hole mm: **25,4**
 Lunghezza mm / Length mm: **457,2**

LAME RASAERBA UNIVERSALI TAGLIO MULCHING

LAMES TONDEUSES UNIVERSELLES MULCHING
 UNIVERSAL LAWNMOWER MULCHING BLADES
 UNIVERSAL MULCHMESSER FÜR RASENMÄHER
 CUCHILLA CORTACESPED UNIVERSALES CORTE MULCHING



38565

Foro centrale mm/ Central hole mm: **10**
 Asola esterna mm/ Outside hole mm: **10**
 Interasse centro foro mm/ Center to center mm: **54-90**
 Lunghezza mm / Length mm: **450**



38566

Foro centrale mm/ Central hole mm: **10**
 Asola esterna mm/ Outside hole mm: **10**
 Interasse centro foro mm/ Center to center mm: **54-90**
 Lunghezza mm / Length mm: **480**



38567

Foro centrale mm/ Central hole mm: **10**
 Asola esterna mm/ Outside hole mm: **10**
 Interasse centro foro mm/ Center to center mm: **54-90**
 Lunghezza mm / Length mm: **510**



38568

Foro centrale mm/ Central hole mm: **10**
 Asola esterna mm/ Outside hole mm: **10**
 Interasse centro foro mm/ Center to center mm: **54-90**
 Lunghezza mm / Length mm: **530**

LAME RASAERBA UNIVERSALI

LAMES TONDEUSES UNIVERSELLES
 UNIVERSAL LAWNMOWER BLADES
 UNIVERSALMESSER FÜR RASENMÄHER
 CUCHILLA CORTACESPED UNIVERSALES



38569

Foro centrale mm/ Central hole mm: **10**
 Asola esterna mm/ Outside hole mm: **10**
 Interasse centro foro mm/ Center to center mm: **54-90**
 Lunghezza mm / Length mm: **380**



38570

Foro centrale mm/ Central hole mm: **10**
 Asola esterna mm/ Outside hole mm: **10**
 Interasse centro foro mm/ Center to center mm: **54-90**
 Lunghezza mm / Length mm: **400**



38571

Foro centrale mm/ Central hole mm: **10**
 Asola esterna mm/ Outside hole mm: **10**
 Interasse centro foro mm/ Center to center mm: **54-90**
 Lunghezza mm / Length mm: **430**



38572

Foro centrale mm/ Central hole mm: **10**
 Asola esterna mm/ Outside hole mm: **10**
 Interasse centro foro mm/ Center to center mm: **54-90**
 Lunghezza mm / Length mm: **460**



38573

Foro centrale mm/ Central hole mm: **10**
 Asola esterna mm/ Outside hole mm: **10**
 Interasse centro foro mm/ Center to center mm: **54-90**
 Lunghezza mm / Length mm: **480**



38574

Foro centrale mm/ Central hole mm: **10**
 Asola esterna mm/ Outside hole mm: **10**
 Interasse centro foro mm/ Center to center mm: **54-90**
 Lunghezza mm / Length mm: **510**



38575

Foro centrale mm/ Central hole mm: **10**
 Asola esterna mm/ Outside hole mm: **10**
 Interasse centro foro mm/ Center to center mm: **54-90**
 Lunghezza mm / Length mm: **530**

LAME RASAERBA PER AGS

LAMES TONDEUSES POUR AGS
MOWER BLADES FOR AGS
RASENMÄHER LAMELLEN FÜR AGS
CUCHILLA CORTACESPED PARA AGS



60980

Foro centrale mm/ Central hole mm: **16,2**
 Asola esterna mm/ Outside hole mm: **7**
 Interasse centro foro mm/ Center to center mm: **73,5**
 Lunghezza mm / Length mm: **520**
 Note / Notes: **dx**

Rif. Orig. / Orig. Ref.

AGS: 532050422533



60972

Foro centrale mm/ Central hole mm: **16,2**
 Asola esterna mm/ Outside hole mm: **7**
 Interasse centro foro mm/ Center to center mm: **73,5**
 Lunghezza mm / Length mm: **520**
 Note / Notes: **sx**

Rif. Orig. / Orig. Ref.

AGS: 532050422543

LAME RASAERBA PER AYP - HUSQVARNA - PARTNER - JONSERED - COMPANION - ROPER

LAMES TONDEUSES POUR AYP - HUSQVARNA - PARTNER - JONSERED - COMPANION - ROPER
MOWER BLADES FOR AYP - HUSQVARNA - PARTNER - JONSERED - COMPANION - ROPER
RASENMÄHER LAMELLEN FÜR AYP - HUSQVARNA - PARTNER - JONSERED - COMPANION - ROPER
CUCHILLA CORTACESPED PARA AYP - HUSQVARNA - PARTNER - JONSERED - COMPANION - ROPER



61858

Foro centrale mm/ Central hole mm: **Stella 5 punte**
 Lunghezza mm / Length mm: **533**

Rif. Orig. / Orig. Ref.

AYP: 134149



60317

Foro centrale mm/ Central hole mm: **Stella 6 punte**
 Lunghezza mm / Length mm: **457**

Rif. Orig. / Orig. Ref.

AYP: 165561 / 170038 / 532165561 / 532170038

Applicazioni / Applications

AYP: 12,5 + 14,5HP 92CM, SD



61859

Foro centrale mm/ Central hole mm: **Stella 5 punte**
 Lunghezza mm / Length mm: **543**

Rif. Orig. / Orig. Ref.

AYP: 168720



60323

Foro centrale mm/ Central hole mm: **Stella 5 punte**
 Lunghezza mm / Length mm: **490**

Rif. Orig. / Orig. Ref.

AYP: 127842



60316

Foro centrale mm/ Central hole mm: **Stella 5 punte**
 Lunghezza mm / Length mm: **457**

Rif. Orig. / Orig. Ref.

AYP: 165560 / 170037 / 532165560 / 532170037

Applicazioni / Applications

AYP: 9,5 + 14,5HP 92CM SCAR POST

LAME RASAERBA PER AL-KO

LAMES TONDEUSES POUR AL-KO
MOWER BLADES FOR AL-KO
RASENMÄHER LAMELLEN FÜR AL-KO
CUCHILLA CORTACESPED PARA AL-KO


P10120

Foro centrale mm/ Central hole mm: **19,5**
Asola esterna mm/ Outside hole mm: **12,5**
Interasse centro foro mm/ Center to center mm: **70**
Lunghezza mm / Length mm: **476**

Rif. Orig. / Orig. Ref.

AL-KO: 328531

Applicazioni / Applications

AL-KO: AERO-KEIL 48 CM


08315

Foro centrale mm/ Central hole mm: **19,5**
Asola esterna mm/ Outside hole mm: **12,5**
Interasse centro foro mm/ Center to center mm: **70**
Lunghezza mm / Length mm: **375**

Rif. Orig. / Orig. Ref.

AL-KO: 313903

Applicazioni / Applications

AL-KO: SCARICO POST./RD


17763

Foro centrale mm/ Central hole mm: **14,2**
Asola esterna mm/ Outside hole mm: **12,7**
Interasse centro foro mm/ Center to center mm: **70**
Lunghezza mm / Length mm: **380**

Rif. Orig. / Orig. Ref.

AL-KO: 302579

Applicazioni / Applications

AL-KO: E38

LAME RASAERBA PER AMF - DYNAMARK - NOMA

LAMES TONDEUSES POUR AMF - DYNAMARK - NOMA
MOWER BLADES FOR AMF - DYNAMARK - NOMA
RASENMÄHER LAMELLEN FÜR AMF - DYNAMARK - NOMA
CUCHILLA CORTACESPED PARA AMF - DYNAMARK - NOMA


08323

Foro centrale mm/ Central hole mm: **9,5**
Lunghezza mm / Length mm: **460**

Rif. Orig. / Orig. Ref.

NOMA: 39311 / 54884 / 56821

Applicazioni / Applications

NOMA: 36" (2LAME)


08324

Foro centrale mm/ Central hole mm: **9,5**
Lunghezza mm / Length mm: **500**

Rif. Orig. / Orig. Ref.

NOMA: 309069 / 57299

Applicazioni / Applications

NOMA: 39" (2LAME)


08326

Foro centrale mm/ Central hole mm: **10**
Lunghezza mm / Length mm: **245**

Rif. Orig. / Orig. Ref.

NOMA: 300323 / 306931

Applicazioni / Applications

NOMA: AMF16CV45"


08327

Foro centrale mm/ Central hole mm: **10**
Lunghezza mm / Length mm: **460**

Rif. Orig. / Orig. Ref.

NOMA: 58212HV

Applicazioni / Applications

NOMA: AMF12CV36"


08329

Foro centrale mm/ Central hole mm: **10**
Lunghezza mm / Length mm: **515**

Rif. Orig. / Orig. Ref.

HUSQVARNA: 533309070

NOMA: 303065 / 309070

Applicazioni / Applications

NOMA: 40" / RIDER 8HP

LAME RASAERBA PER ARIENS

LAMES TONDEUSES POUR ARIENS
MOWER BLADES FOR ARIENS
RASENMÄHER LAMELLEN FÜR ARIENS
CUCHILLA CORTACESPED PARA ARIENS


17770

Foro centrale mm/ Central hole mm: **19,1**
Asola esterna mm/ Outside hole mm: **10**
Interasse centro foro mm/ Center to center mm: **280**
Lunghezza mm / Length mm: **762**

Rif. Orig. / Orig. Ref.

ARIENS: 27287

Applicazioni / Applications

ARIENS



17771

Foro centrale mm/ Central hole mm: **19,1**
 Asola esterna mm/ Outside hole mm: **10**
 Interasse centro foro mm/ Center to center mm: **280**
 Lunghezza mm / Length mm: **813**

Rif. Orig. / Orig. Ref.

ARIENS: 27286

Applicazioni / Applications

ARIENS: SERIE 935000



17772

Foro centrale mm/ Central hole mm: **9,5**
 Lunghezza mm / Length mm: **522**

Rif. Orig. / Orig. Ref.

ARIENS: 11285 / 11370

Applicazioni / Applications

MTD: TRAZIONE POSTERIORE

LAME RASAERBA PER CASTELGARDEN - CASTEL MAC - MAC GARDA

LAMES TONDEUSES POUR CASTELGARDEN - CASTEL MAC - MAC GARDA
 MOWER BLADES FOR CASTELGARDEN - CASTEL MAC - MAC GARDA
 RASENMÄHER LAMELLEN FÜR CASTELGARDEN - CASTEL MAC - MAC GARDA
 CUCHILLA CORTACESPED PARA CASTELGARDEN - CASTEL MAC - MAC GARDA



08334

Foro centrale mm/ Central hole mm: **18**
 Asola esterna mm/ Outside hole mm: **8,5**
 Interasse centro foro mm/ Center to center mm: **45**
 Lunghezza mm / Length mm: **370**

Rif. Orig. / Orig. Ref.

CASTELGARDEN: 810041170
 HONDA: CG820041170

Applicazioni / Applications

CASTELGARDEN: BINGO
 HONDA



P10116

Foro centrale mm/ Central hole mm: **18**
 Asola esterna mm/ Outside hole mm: **8,8**
 Interasse centro foro mm/ Center to center mm: **65**
 Lunghezza mm / Length mm: **400**

Rif. Orig. / Orig. Ref.

CASTELGARDEN: 810043960
 HONDA: GC81004396H0

Applicazioni / Applications

CASTELGARDEN: MAC GARDA RASER 43
 HONDA: HRE410, HRG410 / 410



P10118

Foro centrale mm/ Central hole mm: **18**
 Asola esterna mm/ Outside hole mm: **8,8**
 Interasse centro foro mm/ Center to center mm: **65**
 Lunghezza mm / Length mm: **460**

Rif. Orig. / Orig. Ref.

CASTELGARDEN: 810043970
 HONDA: CG81004397H0

Applicazioni / Applications

CASTELGARDEN: MAC GARDA RASER 48



P10119

Foro centrale mm/ Central hole mm: **18**
 Asola esterna mm/ Outside hole mm: **8,8**
 Interasse centro foro mm/ Center to center mm: **65**
 Lunghezza mm / Length mm: **480**

Rif. Orig. / Orig. Ref.

CASTELGARDEN: 81004395

Applicazioni / Applications

CASTELGARDEN: MAC POWER



17884

Foro centrale mm/ Central hole mm: **18**
 Asola esterna mm/ Outside hole mm: **8,8**
 Interasse centro foro mm/ Center to center mm: **65**
 Lunghezza mm / Length mm: **430**

Rif. Orig. / Orig. Ref.

CASTELGARDEN: 810042321

Applicazioni / Applications

CASTELGARDEN: MODELLI 460



17893

Foro centrale mm/ Central hole mm: **18,2**
 Asola esterna mm/ Outside hole mm: **8,7**
 Interasse centro foro mm/ Center to center mm: **65**
 Lunghezza mm / Length mm: **519**
 Note / Notes: **sx**

Rif. Orig. / Orig. Ref.

CASTELGARDEN: 820043410

Applicazioni / Applications

CASTELGARDEN: TWIN CUT



17894

Foro centrale mm/ Central hole mm: **18,2**
 Asola esterna mm/ Outside hole mm: **8,7**
 Interasse centro foro mm/ Center to center mm: **65**
 Lunghezza mm / Length mm: **519**
 Note / Notes: **dx**

Rif. Orig. / Orig. Ref.

CASTELGARDEN: 820043400

Applicazioni / Applications

CASTELGARDEN: TWIN CUT

LAME RASAERBA PER CASTELGARDEN - CASTEL MAC - MAC GARDA

LAMES TONDEUSES POUR CASTELGARDEN - CASTEL MAC - MAC GARDA
 MOWER BLADES FOR CASTELGARDEN - CASTEL MAC - MAC GARDA
 RASENMÄHER LAMELLEN FÜR CASTELGARDEN - CASTEL MAC - MAC GARDA
 CUCHILLA CORTACESPED PARA CASTELGARDEN - CASTEL MAC - MAC GARDA


17895

Foro centrale mm/ Central hole mm: **18**
 Asola esterna mm/ Outside hole mm: **8**
 Interasse centro foro mm/ Center to center mm: **64**
 Lunghezza mm / Length mm: **615**
 Note / Notes: **dx**

Rif. Orig. / Orig. Ref.

CASTELGARDEN: 820043420

Applicazioni / Applications

CASTELGARDEN: TC122 / PER TWIN CUT 122


31722

Foro centrale mm/ Central hole mm: **18**
 Asola esterna mm/ Outside hole mm: **8,5**
 Interasse centro foro mm/ Center to center mm: **65**
 Lunghezza mm / Length mm: **462**
 Note / Notes: **sx**

Rif. Orig. / Orig. Ref.

CASTELGARDEN: 82004345

Applicazioni / Applications

CASTELGARDEN: TWIN CUT 92 YUNIOR

Lunghezza mm / Length mm: **450**

Rif. Orig. / Orig. Ref.

CASTELGARDEN: 81004385

Applicazioni / Applications

CASTELGARDEN: CLUB 480-484/TR / G45 / RASER 480-484 TRL / S47 4L / TESTA ROSSA 480-484/ TR


P10134

Foro centrale mm/ Central hole mm: **18**
 Asola esterna mm/ Outside hole mm: **8,5**
 Interasse centro foro mm/ Center to center mm: **65**
 Lunghezza mm / Length mm: **475**

Rif. Orig. / Orig. Ref.

CASTELGARDEN: 81004366

Applicazioni / Applications

CASTELGARDEN: NEW GARDA 504 TR / POWER FLASH 502/504 / WEEKEND 480


31723

Foro centrale mm/ Central hole mm: **18**
 Asola esterna mm/ Outside hole mm: **8,5**
 Interasse centro foro mm/ Center to center mm: **65**
 Lunghezza mm / Length mm: **462**
 Note / Notes: **dx**

Rif. Orig. / Orig. Ref.

CASTELGARDEN: 82004344

Applicazioni / Applications

CASTELGARDEN: TWIN CUT 92 JUNIOR / TWIN CUT 95 JUNIOR


17896

Foro centrale mm/ Central hole mm: **18**
 Asola esterna mm/ Outside hole mm: **8**
 Interasse centro foro mm/ Center to center mm: **64**
 Lunghezza mm / Length mm: **615**
 Note / Notes: **sx**

Rif. Orig. / Orig. Ref.

CASTELGARDEN: 820043430

Applicazioni / Applications

CASTELGARDEN: TC122 / PER TWIN CUT 122


P10128

Foro centrale mm/ Central hole mm: **18**
 Asola esterna mm/ Outside hole mm: **8,5**
 Interasse centro foro mm/ Center to center mm: **65**
 Lunghezza mm / Length mm: **500**

Rif. Orig. / Orig. Ref.

CASTELGARDEN: 81004126

Applicazioni / Applications

CASTELGARDEN: MC GARDA 500


P10132

Foro centrale mm/ Central hole mm: **18**
 Asola esterna mm/ Outside hole mm: **8,5**
 Interasse centro foro mm/ Center to center mm: **65**
 Lunghezza mm / Length mm: **395**

Applicazioni / Applications

CASTELGARDEN: NEW GARDA 410-412-414


61870

Foro centrale mm/ Central hole mm: **18**
 Asola esterna mm/ Outside hole mm: **8,5**
 Interasse centro foro mm/ Center to center mm: **65**
 Lunghezza mm / Length mm: **462**
 Note / Notes: **dx**

Rif. Orig. / Orig. Ref.

CASTELGARDEN: 81004346/3

Applicazioni / Applications

CASTELGARDEN: TC92


P10127

Foro centrale mm/ Central hole mm: **18**
 Asola esterna mm/ Outside hole mm: **8,5**
 Interasse centro foro mm/ Center to center mm: **65**

17897

Foro centrale mm/ Central hole mm: **18**
 Asola esterna mm/ Outside hole mm: **8**
 Interasse centro foro mm/ Center to center mm: **64**
 Lunghezza mm / Length mm: **505**

Rif. Orig. / Orig. Ref.

CASTELGARDEN: 81004398

Applicazioni / Applications

CASTELGARDEN: 51 CM

**61868**

Foro centrale mm/ Central hole mm: **18**
 Asola esterna mm/ Outside hole mm: **8,5**
 Interasse centro foro mm/ Center to center mm: **65**
 Lunghezza mm / Length mm: **462**
 Note / Notes: **dx**

Rif. Orig. / Orig. Ref.

CASTELGARDEN: 82004353

Applicazioni / Applications

CASTELGARDEN: TC92

**61869**

Foro centrale mm/ Central hole mm: **18**
 Asola esterna mm/ Outside hole mm: **8,5**
 Interasse centro foro mm/ Center to center mm: **65**
 Lunghezza mm / Length mm: **462**
 Note / Notes: **sx**

Rif. Orig. / Orig. Ref.

CASTELGARDEN: 82004354

Applicazioni / Applications

CASTELGARDEN: TC92

**60311**

Foro centrale mm/ Central hole mm: **18**
 Asola esterna mm/ Outside hole mm: **8,5**
 Interasse centro foro mm/ Center to center mm: **65**
 Lunghezza mm / Length mm: **520**
 Note / Notes: **dx**

Applicazioni / Applications

CASTELGARDEN: TC102

**60313**

Foro centrale mm/ Central hole mm: **18,5**

Asola esterna mm/ Outside hole mm: **8,5**
 Interasse centro foro mm/ Center to center mm: **65**
 Lunghezza mm / Length mm: **610**
 Note / Notes: **dx**

Applicazioni / Applications

CASTELGARDEN: TC122

**60315**

Foro centrale mm/ Central hole mm: **18,5**
 Asola esterna mm/ Outside hole mm: **8,5**
 Interasse centro foro mm/ Center to center mm: **195**
 Lunghezza mm / Length mm: **620**

Applicazioni / Applications

CASTELGARDEN: EL63

**60310**

Foro centrale mm/ Central hole mm: **18**
 Asola esterna mm/ Outside hole mm: **8,5**
 Interasse centro foro mm/ Center to center mm: **65**
 Lunghezza mm / Length mm: **520**
 Note / Notes: **sx**

Applicazioni / Applications

CASTELGARDEN: TC102

**60312**

Foro centrale mm/ Central hole mm: **18,5**
 Asola esterna mm/ Outside hole mm: **8,5**
 Interasse centro foro mm/ Center to center mm: **65**
 Lunghezza mm / Length mm: **610**
 Note / Notes: **sx**

Applicazioni / Applications

CASTELGARDEN: TC122

**60314**

Foro centrale mm/ Central hole mm: **18**
 Asola esterna mm/ Outside hole mm: **8,5**
 Interasse centro foro mm/ Center to center mm: **65**
 Lunghezza mm / Length mm: **720**

Rif. Orig. / Orig. Ref.

CASTELGARDEN: 84109500/0

Applicazioni / Applications

CASTELGARDEN: TC F72

LAME RASAERBA PER CONCORD

LAMES TONDEUSES POUR CONCORD
MOWER BLADES FOR CONCORD
RASENMÄHER LAMELLEN FÜR CONCORD
CUCHILLA CORTACESPED PARA CONCORD

**17793**

Foro centrale mm/ Central hole mm: **12,5**
 Asola esterna mm/ Outside hole mm: **12,5**
 Interasse centro foro mm/ Center to center mm: **36**
 Lunghezza mm / Length mm: **450**

Rif. Orig. / Orig. Ref.

CONCORD: 5520145

LAME RASAERBA PER FANTIC MOTOR

LAMES TONDEUSES POUR FANTIC MOTOR
MOWER BLADES FOR FANTIC MOTOR
RASENMÄHER LAMELLEN FÜR FANTIC MOTOR
CUCHILLA CORTACESPED PARA FANTIC MOTOR

**P10148**

Foro centrale mm/ Central hole mm: **16**
 Asola esterna mm/ Outside hole mm: **10**
 Interasse centro foro mm/ Center to center mm: **35**
 Lunghezza mm / Length mm: **477**

Rif. Orig. / Orig. Ref.

HARRY: 30240803

Applicazioni / Applications

FANTIC MOTOR: FANTIC MOTOR 480

HARRY: 48 CM

LAME RASAERBA PER HARRY

LAMES TONDEUSES POUR HARRY
MOWER BLADES FOR HARRY
RASENMÄHER LAMELLEN FÜR HARRY
CUCHILLA CORTACESPED PARA HARRY


P10148

Foro centrale mm/ Central hole mm: **16**
Asola esterna mm/ Outside hole mm: **10**
Interasse centro foro mm/ Center to center mm: **35**
Lunghezza mm / Length mm: **477**

Rif. Orig. / Orig. Ref.

HARRY: 30240803

Applicazioni / Applications

FANTIC MOTOR: FANTIC MOTOR 480
HARRY: 48 CM


P17815

Foro centrale mm/ Central hole mm: **16**
Asola esterna mm/ Outside hole mm: **10**
Interasse centro foro mm/ Center to center mm: **35**
Lunghezza mm / Length mm: **545**

Rif. Orig. / Orig. Ref.

HARRY: 42340803

Applicazioni / Applications

HARRY: 55 CM + MTD ROTARO

LAME RASAERBA PER HONDA

LAMES TONDEUSES POUR HONDA
MOWER BLADES FOR HONDA
RASENMÄHER LAMELLEN FÜR HONDA
CUCHILLA CORTACESPED PARA HONDA


P10151

Foro centrale mm/ Central hole mm: **21**
Asola esterna mm/ Outside hole mm: **10,5**
Interasse centro foro mm/ Center to center mm: **88**
Lunghezza mm / Length mm: **525**

Rif. Orig. / Orig. Ref.

HONDA: 72511xA000 / 72511VA2000 / 72511960000

Applicazioni / Applications

HONDA: HR/HRA214 / HRA216 / HR21-5 / HR21K2 / UM21


O8334

Foro centrale mm/ Central hole mm: **18**
Asola esterna mm/ Outside hole mm: **8,5**
Interasse centro foro mm/ Center to center mm: **45**
Lunghezza mm / Length mm: **370**

Rif. Orig. / Orig. Ref.

CASTELGARDEN: 810041170

HONDA: CG820041170

Applicazioni / Applications

CASTELGARDEN: BINGO

HONDA


P10116

Foro centrale mm/ Central hole mm: **18**
Asola esterna mm/ Outside hole mm: **8,8**
Interasse centro foro mm/ Center to center mm: **65**
Lunghezza mm / Length mm: **400**

Rif. Orig. / Orig. Ref.

CASTELGARDEN: 810043960

HONDA: GC81004396H0

Applicazioni / Applications

CASTELGARDEN: MAC GARDA RASER 43

HONDA: HRE410, HRG410 / 410


P10118

Foro centrale mm/ Central hole mm: **18**
Asola esterna mm/ Outside hole mm: **8,8**
Interasse centro foro mm/ Center to center mm: **65**
Lunghezza mm / Length mm: **460**

Rif. Orig. / Orig. Ref.

CASTELGARDEN: 810043970

HONDA: CG81004397H0

Applicazioni / Applications

CASTELGARDEN: MAC GARDA RASER 48


P17830

Foro centrale mm/ Central hole mm: **21**
Asola esterna mm/ Outside hole mm: **10,4**
Interasse centro foro mm/ Center to center mm: **88**
Lunghezza mm / Length mm: **605**

Rif. Orig. / Orig. Ref.

HONDA: 72511VD8000

Applicazioni / Applications

HONDA: UM 2460


P17824

Foro centrale mm/ Central hole mm: **21,4**
Asola esterna mm/ Outside hole mm: **10,4**
Interasse centro foro mm/ Center to center mm: **88**
Lunghezza mm / Length mm: **475**

Rif. Orig. / Orig. Ref.

HONDA: 72511VE0740 / 72511VE0741

Applicazioni / Applications

HONDA: HR475


P17825

Foro centrale mm/ Central hole mm: **21,4**
Asola esterna mm/ Outside hole mm: **10,4**
Interasse centro foro mm/ Center to center mm: **88**
Lunghezza mm / Length mm: **525**

Rif. Orig. / Orig. Ref.

HONDA: 72511VE1651 / 72511VE1650

Applicazioni / Applications

HONDA: HRB535 / HRD36 / HRB536 / HRD536 / HRG536C / HRH536 / IZY53SDE



17817

Foro centrale mm/ Central hole mm: **22**
 Asola esterna mm/ Outside hole mm: **14,5**
 Interasse centro foro mm/ Center to center mm: **88**
 Lunghezza mm / Length mm: **470**

Rif. Orig. / Orig. Ref.

HONDA: 72511VA5840

Applicazioni / Applications

HONDA: HR194K1 / HR1950



17819

Foro centrale mm/ Central hole mm: **26,8**
 Asola esterna mm/ Outside hole mm: **8,2**
 Interasse centro foro mm/ Center to center mm: **78**
 Lunghezza mm / Length mm: **414**

Rif. Orig. / Orig. Ref.

HONDA: 72511959790

Applicazioni / Applications

HONDA: HR17 (PG/PGN)



P10150

Foro centrale mm/ Central hole mm: **21**
 Asola esterna mm/ Outside hole mm: **10,5**
 Interasse centro foro mm/ Center to center mm: **88**
 Lunghezza mm / Length mm: **470**

Rif. Orig. / Orig. Ref.

HONDA: 72511564000

Applicazioni / Applications

HONDA: HR19" BENZINA

LAME RASAERBA PER HUSQVARNA - AYP - PARTNER - JONSERED - COMPANION - ROPER

LAMES TONDEUSES POUR HUSQVARNA - AYP - PARTNER - JONSERED - COMPANION - ROPER
 MOWER BLADES FOR HUSQVARNA - AYP - PARTNER - JONSERED - COMPANION - ROPER
 RASENMÄHER LAMELLEN FÜR HUSQVARNA - AYP - PARTNER - JONSERED - COMPANION - ROPER
 CUCHILLA CORTACESPED PARA HUSQVARNA - AYP - PARTNER - JONSERED - COMPANION - ROPER



08360

Foro centrale mm/ Central hole mm: **16**
 Asola esterna mm/ Outside hole mm: **9,5**
 Interasse centro foro mm/ Center to center mm: **48**
 Lunghezza mm / Length mm: **508**

Rif. Orig. / Orig. Ref.

HUSQVARNA: 532850972

Applicazioni / Applications

HUSQVARNA: JET 50+51CM

PARTNER: 50+51CM

ROPER: 20"



08329

Foro centrale mm/ Central hole mm: **10**
 Lunghezza mm / Length mm: **515**

Rif. Orig. / Orig. Ref.

HUSQVARNA: 533309070

NOMA: 303065 / 309070

Applicazioni / Applications

NOMA: 40" / RIDER 8HP



17833

Foro centrale mm/ Central hole mm: **10**
 Asola esterna mm/ Outside hole mm: **8,5**
 Interasse centro foro mm/ Center to center mm: **65**
 Lunghezza mm / Length mm: **475**

Rif. Orig. / Orig. Ref.

HUSQVARNA: 5164797 / 516479700

Applicazioni / Applications

HUSQVARNA: 48 CM

PARTNER: 48 CM



08352

Foro centrale mm/ Central hole mm: **Stella**
 Asola esterna mm/ Outside hole mm: **9,5**
 Interasse centro foro mm/ Center to center mm: **231**
 Lunghezza mm / Length mm: **460**

Rif. Orig. / Orig. Ref.

HUSQVARNA: 532127841

Applicazioni / Applications

HUSQVARNA

LAME RASAERBA PER IBEA

LAMES TONDEUSES POUR IBEA
 MOWER BLADES FOR IBEA
 RASENMÄHER LAMELLEN FÜR IBEA
 CUCHILLA CORTACESPED PARA IBEA



32508

Foro centrale mm/ Central hole mm: **16**
 Asola esterna mm/ Outside hole mm: **8,2**
 Interasse centro foro mm/ Center to center mm: **65**
 Lunghezza mm / Length mm: **415**

Rif. Orig. / Orig. Ref.

IBEA: P4050015 / IP4050015

Applicazioni / Applications

IBEA: 4255 / 4260



32513

Foro centrale mm/ Central hole mm: **32**
 Asola esterna mm/ Outside hole mm: **8,3**
 Interasse centro foro mm/ Center to center mm: **65**
 Lunghezza mm / Length mm: **460**

Rif. Orig. / Orig. Ref.

IBEA: P4050018

Applicazioni / Applications

IBEA: 4703 / 4705 / 4707

LAME RASAERBA PER IBEA

LAMES TONDEUSES POUR IBEA
MOWER BLADES FOR IBEA
RASENMÄHER LAMELLEN FÜR IBEA
CUCHILLA CORTACESPED PARA IBEA


32514

Foro centrale mm/ Central hole mm: **24**
Asola esterna mm/ Outside hole mm: **8,2**
Interasse centro foro mm/ Center to center mm: **65**
Lunghezza mm / Length mm: **520**

Rif. Orig. / Orig. Ref.

IBEA: P4050022

Applicazioni / Applications

IBEA: 5368

LAME RASAERBA PER ISEKI

LAMES TONDEUSES POUR ISEKI
MOWER BLADES FOR ISEKI
RASENMÄHER LAMELLEN FÜR ISEKI
CUCHILLA CORTACESPED PARA ISEKI


06539

Foro centrale mm/ Central hole mm: **14,5**
Lunghezza mm / Length mm: **430**

Rif. Orig. / Orig. Ref.

ISEKI: 859530606100

Applicazioni / Applications

ISEKI: SG13 / SG15


17841

Foro centrale mm/ Central hole mm: **20**
Lunghezza mm / Length mm: **415**

Rif. Orig. / Orig. Ref.

ISEKI: FM04140

Applicazioni / Applications

ISEKI: FM125


17842

Foro centrale mm/ Central hole mm: **20**
Lunghezza mm / Length mm: **447**

Rif. Orig. / Orig. Ref.

ISEKI: FM06510

Applicazioni / Applications

ISEKI: FM130

LAME RASAERBA PER JOHN DEERE

LAMES TONDEUSES POUR JOHN DEERE
MOWER BLADES FOR JOHN DEERE
RASENMÄHER LAMELLEN FÜR JOHN DEERE
CUCHILLA CORTACESPED PARA JOHN DEERE


08364

Foro centrale mm/ Central hole mm: **17,7**
Lunghezza mm / Length mm: **406**

Rif. Orig. / Orig. Ref.

JOHN DEERE: AM31100 / M41967 / AM31100 M41967

Applicazioni / Applications

JOHN DEERE: 46"

MTD: 46"


17847

Foro centrale mm/ Central hole mm: **17,7**
Lunghezza mm / Length mm: **763**

Rif. Orig. / Orig. Ref.

JOHN DEERE: AM36407

Applicazioni / Applications

JOHN DEERE: RX75 - 95

LAME RASAERBA PER KAAZ - IDEAL

LAMES TONDEUSES POUR KAAZ - IDEAL
MOWER BLADES FOR KAAZ - IDEAL
RASENMÄHER LAMELLEN FÜR KAAZ - IDEAL
CUCHILLA CORTACESPED PARA KAAZ - IDEAL


P10191

Foro centrale mm/ Central hole mm: **21,5**
Asola esterna mm/ Outside hole mm: **11**
Interasse centro foro mm/ Center to center mm: **90**
Lunghezza mm / Length mm: **475**

Rif. Orig. / Orig. Ref.

KAAZ: 91014165

Applicazioni / Applications

KAAZ: TAGLIO 480


P10192

Foro centrale mm/ Central hole mm: **21,5**
Asola esterna mm/ Outside hole mm: **11**
Interasse centro foro mm/ Center to center mm: **90**
Lunghezza mm / Length mm: **530**

Rif. Orig. / Orig. Ref.

KAAZ: 91014159

Applicazioni / Applications

KAAZ: TAGLIO 530

LAME RASAERBA PER KYNAST

LAMES TONDEUSES POUR KYNAST
MOWER BLADES FOR KYNAST
RASENMÄHER LAMELLEN FÜR KYNAST
CUCHILLA CORTACESPED PARA KYNAST


08367

Foro centrale mm/ Central hole mm: **20**
Asola esterna mm/ Outside hole mm: **10,5**
Interasse centro foro mm/ Center to center mm: **40**
Lunghezza mm / Length mm: **441**

Rif. Orig. / Orig. Ref.

KYNAST: 00300746 / 3R 1666 00.3007.46

Applicazioni / Applications

KYNAST: TAGLIO 440 ALTO CARICAMENTO

LAME RASAERBA PER MARAZZINI - MAPLEX - MEP

LAMES TONDEUSES POUR MARAZZINI - MAPLEX - MEP
MOWER BLADES FOR MARAZZINI - MAPLEX - MEP
RASENMÄHER LAMELLEN FÜR MARAZZINI - MAPLEX - MEP
CUCHILLA CORTACESPED PARA MARAZZINI - MAPLEX - MEP



P10158

Foro centrale mm/ Central hole mm: 17
Asola esterna mm/ Outside hole mm: 11X11,5
Interasse centro foro mm/ Center to center mm: 40
Lunghezza mm / Length mm: 470

Rif. Orig. / Orig. Ref.

MARAZZINI: 10825100

Applicazioni / Applications

MARAZZINI: CVS / CVS-K



P10157

Foro centrale mm/ Central hole mm: 17
Asola esterna mm/ Outside hole mm: 11X11,5
Interasse centro foro mm/ Center to center mm: 40
Lunghezza mm / Length mm: 400

Rif. Orig. / Orig. Ref.

MARAZZINI: 10116800 / 10125060

Applicazioni / Applications

MARAZZINI: 740 / ERMA 400 / ERMA 840



P10159

Foro centrale mm/ Central hole mm: 17
Asola esterna mm/ Outside hole mm: 11X11,5
Interasse centro foro mm/ Center to center mm: 40
Lunghezza mm / Length mm: 530

Rif. Orig. / Orig. Ref.

MARAZZINI: 10700100

Applicazioni / Applications

MARAZZINI: ERMA 530 / ERMA 550 / ERMA 853



60324

Foro centrale mm/ Central hole mm: 17
Asola esterna mm/ Outside hole mm: 11X11,5
Interasse centro foro mm/ Center to center mm: 40
Lunghezza mm / Length mm: 460

Rif. Orig. / Orig. Ref.

MARAZZINI: 10120680 / 10545100

LAME RASAERBA PER MOUNTFIELD - BTS

LAMES TONDEUSES POUR MOUNTFIELD - BTS
MOWER BLADES FOR MOUNTFIELD - BTS
RASENMÄHER LAMELLEN FÜR MOUNTFIELD - BTS
CUCHILLA CORTACESPED PARA MOUNTFIELD - BTS



08377

Foro centrale mm/ Central hole mm: 16
Asola esterna mm/ Outside hole mm: 6,5
Interasse centro foro mm/ Center to center mm: 70
Lunghezza mm / Length mm: 378

Rif. Orig. / Orig. Ref.

MOUNTFIELD: M.2868 / M2868

Applicazioni / Applications

MOUNTFIELD: EMBLEM



08379

Foro centrale mm/ Central hole mm: 16
Asola esterna mm/ Outside hole mm: 6,5
Interasse centro foro mm/ Center to center mm: 70
Lunghezza mm / Length mm: 400

Rif. Orig. / Orig. Ref.

MOUNTFIELD: M.3204 / M3204

Applicazioni / Applications

MOUNTFIELD: EMPRESS

LAME RASAERBA PER MTD - COLUMBIA - WHITE - YARD MAN

LAMES TONDEUSES POUR MTD - COLUMBIA - WHITE - YARD MAN
MOWER BLADES FOR MTD - COLUMBIA - WHITE - YARD MAN
RASENMÄHER LAMELLEN FÜR MTD - COLUMBIA - WHITE - YARD MAN
CUCHILLA CORTACESPED PARA MTD - COLUMBIA - WHITE - YARD MAN



08382

Foro centrale mm/ Central hole mm: 10
Asola esterna mm/ Outside hole mm: 8
Interasse centro foro mm/ Center to center mm: 63,5
Lunghezza mm / Length mm: 440

Rif. Orig. / Orig. Ref.

MTD: 320009083 / 742-0120 / 7420120

Applicazioni / Applications

MTD: 34"



08396

Foro centrale mm/ Central hole mm: 10,3
Asola esterna mm/ Outside hole mm: 8
Interasse centro foro mm/ Center to center mm: 63,5
Lunghezza mm / Length mm: 538

Rif. Orig. / Orig. Ref.

MTD: 7420499

Applicazioni / Applications

MTD: BILAMA 42"



17934

Foro centrale mm/ Central hole mm: 10,3
Asola esterna mm/ Outside hole mm: 8
Interasse centro foro mm/ Center to center mm: 63,5
Lunghezza mm / Length mm: 515
Note / Notes: dx

Rif. Orig. / Orig. Ref.

MTD: 7420607

Applicazioni / Applications

MTD: 765

LAME RASAERBA PER MTD - COLUMBIA - WHITE - YARD MAN

LAMES TONDEUSES POUR MTD - COLUMBIA - WHITE - YARD MAN
MOWER BLADES FOR MTD - COLUMBIA - WHITE - YARD MAN
RASENMÄHER LAMELLEN FÜR MTD - COLUMBIA - WHITE - YARD MAN
CUCHILLA CORTACESPED PARA MTD - COLUMBIA - WHITE - YARD MAN


08398

Foro centrale mm/ Central hole mm: **20,8**
Asola esterna mm/ Outside hole mm: **6,5/8**
Interasse centro foro mm/ Center to center mm: **57,5**
Lunghezza mm / Length mm: **247**

Rif. Orig. / Orig. Ref.

MTD: 7420495

Applicazioni / Applications

MTD: 8 LAME/ 8 BLADES


17937

Foro centrale mm/ Central hole mm: **10,3**
Asola esterna mm/ Outside hole mm: **8**
Interasse centro foro mm/ Center to center mm: **63,5**
Lunghezza mm / Length mm: **416**

Rif. Orig. / Orig. Ref.

MTD: 742-0506 / 7420506

Applicazioni / Applications

MTD: SERIE 300


17941

Foro centrale mm/ Central hole mm: **Stella**
Asola esterna mm/ Outside hole mm: **8,1**
Interasse centro foro mm/ Center to center mm: **63,5**
Lunghezza mm / Length mm: **760**

Rif. Orig. / Orig. Ref.

MTD: 7420609

Applicazioni / Applications

MTD: 450

LAME RASAERBA PER MURRAY

LAMES TONDEUSES POUR MURRAY
MOWER BLADES FOR MURRAY
RASENMÄHER LAMELLEN FÜR MURRAY
CUCHILLA CORTACESPED PARA MURRAY


08403

Foro centrale mm/ Central hole mm: **21,5**
Lunghezza mm / Length mm: **518**

Rif. Orig. / Orig. Ref.

MURRAY: 91871HT

Applicazioni / Applications

MURRAY: 40"


17943

Foro centrale mm/ Central hole mm: **21,5**
Lunghezza mm / Length mm: **490**

Rif. Orig. / Orig. Ref.

MURRAY: 91742E701 / 91742HT

Applicazioni / Applications

MURRAY: 36" / 38"


17945

Foro centrale mm/ Central hole mm: **22**
Lunghezza mm / Length mm: **494**

Rif. Orig. / Orig. Ref.

MURRAY: 92003E701 / 92003HT

Applicazioni / Applications

MURRAY: 38"


17953

Foro centrale mm/ Central hole mm: **22**
Lunghezza mm / Length mm: **517**

Rif. Orig. / Orig. Ref.

MURRAY: 92002E701

Applicazioni / Applications

MURRAY: MURRAY


32485

Lunghezza mm / Length mm: **518**

Rif. Orig. / Orig. Ref.

MURRAY: 94209

Applicazioni / Applications

MURRAY: TRATTORINO 102 CM (SX)


17961

Foro centrale mm/ Central hole mm: **10**
Asola esterna mm/ Outside hole mm: **8,7X12,7**
Interasse centro foro mm/ Center to center mm: **60**
Lunghezza mm / Length mm: **531**

Rif. Orig. / Orig. Ref.

MURRAY: 22860HT

Applicazioni / Applications

MURRAY: 21"

TORO: 21"


08405

Foro centrale mm/ Central hole mm: **21,5**
Lunghezza mm / Length mm: **764**

Rif. Orig. / Orig. Ref.

MURRAY: 55969HT, 55969E701 / 56060 / 55969

Applicazioni / Applications

MURRAY: MODELLI CON CESTO



17946

Foro centrale mm/ Central hole mm: **21,5**
Lunghezza mm / Length mm: **765**

Rif. Orig. / Orig. Ref.

MURRAY: 55793E701 / 55793HT

Applicazioni / Applications

MURRAY



08404

Foro centrale mm/ Central hole mm: **21,5**
Lunghezza mm / Length mm: **627**

Rif. Orig. / Orig. Ref.

MURRAY: 55457E701 / 55457

Applicazioni / Applications

MURRAY

LAME RASAERBA PER QUEEN GARDEN

LAMES TONDEUSES POUR QUEEN GARDEN
MOWER BLADES FOR QUEEN GARDEN
RASENMÄHER LAMELLEN FÜR QUEEN GARDEN
CUCHILLA CORTACESPED PARA QUEEN GARDEN



17968

Foro centrale mm/ Central hole mm: **33**
Lunghezza mm / Length mm: **485**

Rif. Orig. / Orig. Ref.

QUEEN GARDEN: 3020700207

Applicazioni / Applications

QUEEN GARDEN: L.D. VINCI 50 / LEADER 50 / MAXI 50 /
SPEZIAL 50



P10174

Foro centrale mm/ Central hole mm: **33**
Lunghezza mm / Length mm: **430**

Applicazioni / Applications

QUEEN GARDEN: M. POLO / PREMIER



P10166

Foro centrale mm/ Central hole mm: **18**
Lunghezza mm / Length mm: **480**

Applicazioni / Applications

QUEEN GARDEN: TAGLIO 500



P10167

Foro centrale mm/ Central hole mm: **33**
Lunghezza mm / Length mm: **480**

Applicazioni / Applications

QUEEN GARDEN: LEONARDO DA VINCI



17970

Foro centrale mm/ Central hole mm: **33**
Lunghezza mm / Length mm: **437**

Rif. Orig. / Orig. Ref.

QUEEN GARDEN: 3005500055

Applicazioni / Applications

QUEEN GARDEN: M. POLO 45 / PREMIER 45



17972

Foro centrale mm/ Central hole mm: **22**
Lunghezza mm / Length mm: **437**

Rif. Orig. / Orig. Ref.

QUEEN GARDEN: 3428300933

Applicazioni / Applications

QUEEN GARDEN: ONDAVERDE 35

LAME RASAERBA PER SABO

LAMES TONDEUSES POUR SABO
MOWER BLADES FOR SABO
RASENMÄHER LAMELLEN FÜR SABO
CUCHILLA CORTACESPED PARA SABO



17986

Foro centrale mm/ Central hole mm: **32**
Lunghezza mm / Length mm: **469**

Rif. Orig. / Orig. Ref.

SABO: 33214

Applicazioni / Applications

SABO: 47-EL / 47-OHV / 47-OHVA / 47-OHVEA / 47-2A /
47-4 / 47-4A / 47-4EA

LAME RASAERBA PER SIGMA - SICATEC

LAMES TONDEUSES POUR SIGMA - SICATEC
MOWER BLADES FOR SIGMA - SICATEC
RASENMÄHER LAMELLEN FÜR SIGMA - SICATEC
CUCHILLA CORTACESPED PARA SIGMA - SICATEC



P10188

Foro centrale mm/ Central hole mm: **11**
Asola esterna mm/ Outside hole mm: **8,5**
Interasse centro foro mm/ Center to center mm: **65**
Lunghezza mm / Length mm: **455**

Rif. Orig. / Orig. Ref.

SIGMA: 47001

Applicazioni / Applications

SIGMA: 474

LAME RASAERBA PER SNAPPER

LAMES TONDEUSES POUR SNAPPER
MOWER BLADES FOR SNAPPER
RASENMÄHER LAMELLEN FÜR SNAPPER
CUCHILLA CORTACESPED PARA SNAPPER


P10182

Foro centrale mm/ Central hole mm: **9,7**
Asola esterna mm/ Outside hole mm: **9,7**
Interasse centro foro mm/ Center to center mm: **140**
Lunghezza mm / Length mm: **525**

Rif. Orig. / Orig. Ref.

SNAPPER: 196645 / 19710

Applicazioni / Applications

SNAPPER: 41" / 21"
TORO: 21"


P10184

Foro centrale mm/ Central hole mm: **27,5**
Asola esterna mm/ Outside hole mm: **14**
Interasse centro foro mm/ Center to center mm: **191**
Lunghezza mm / Length mm: **825**

Rif. Orig. / Orig. Ref.

SNAPPER: 19523

Applicazioni / Applications

SNAPPER: 33"


17995

Foro centrale mm/ Central hole mm: **22**
Lunghezza mm / Length mm: **530**

Rif. Orig. / Orig. Ref.

SNAPPER: 1 - 8193 / 18193

Applicazioni / Applications

SNAPPER: PER ALTO CARICAMENTO


17996

Foro centrale mm/ Central hole mm: **10**

Lunghezza mm / Length mm: **476**

Rif. Orig. / Orig. Ref.

SNAPPER: 1 - 9644 / 1 - 9711 / 19644 / 19711

Applicazioni / Applications

SNAPPER: LT 48


18000

Foro centrale mm/ Central hole mm: **10**
Asola esterna mm/ Outside hole mm: **10**
Interasse centro foro mm/ Center to center mm: **70**
Lunghezza mm / Length mm: **525**

Rif. Orig. / Orig. Ref.

SNAPPER: 1-9795 / 19795

Applicazioni / Applications

SNAPPER: PER CARICAMENTO NUOVA VERSIONE

KIT ACCESSORIO: ALETTE ALTO CARICAMENTO

KIT ACCESSOIR: ALETTES HAUT CHARGEMENT
ACCESSORY KIT: HIGH LOADING FLAPS
ZUBEHÖRSATZ: HOCHBESCHWERUNGRIPPEN
KIT REPUESTO: ALETAS DE CARGA


18013
Rif. Orig. / Orig. Ref.

SNAPPER: 37723

Applicazioni / Applications

SNAPPER: 28" / 33"

LAME RASAERBA PER STIGA

LAMES TONDEUSES POUR STIGA
MOWER BLADES FOR STIGA
RASENMÄHER LAMELLEN FÜR STIGA
CUCHILLA CORTACESPED PARA STIGA


18026

Foro centrale mm/ Central hole mm: **10**
Asola esterna mm/ Outside hole mm: **8,5**
Interasse centro foro mm/ Center to center mm: **82,5**
Lunghezza mm / Length mm: **385**

Rif. Orig. / Orig. Ref.

STIGA: 1134245001 / 1134900201

Applicazioni / Applications

STIGA: STIGA PARK 2002


18027

Foro centrale mm/ Central hole mm: **10**
Asola esterna mm/ Outside hole mm: **8,5**
Interasse centro foro mm/ Center to center mm: **55**
Lunghezza mm / Length mm: **460**

Rif. Orig. / Orig. Ref.

STIGA: 1111160301

Applicazioni / Applications

STIGA: STIGA MULTICLIP

LAME RASAERBA PER TORO

LAMES TONDEUSES POUR TORO
MOWER BLADES FOR TORO
RASENMÄHER LAMELLEN FÜR TORO
CUCHILLA CORTACESPED PARA TORO


18044

Foro centrale mm/ Central hole mm: **11,2**
Asola esterna mm/ Outside hole mm: **9,5**
Interasse centro foro mm/ Center to center mm: **62**
Lunghezza mm / Length mm: **532**

Rif. Orig. / Orig. Ref.

TORO: 141659 / 759420

Applicazioni / Applications

TORO: 20103 / 20106 / 20107 / 20210 / 20211 / 20217 / 20218 / 20219 / 21"


08412

Foro centrale mm/ Central hole mm: **11**
Asola esterna mm/ Outside hole mm: **9,5**
Interasse centro foro mm/ Center to center mm: **62**
Lunghezza mm / Length mm: **533**

Rif. Orig. / Orig. Ref.

TORO: 260880 / 421000 / 627700

Applicazioni / Applications

TORO: 20506 / 20517 / 20550 / 20575 / 20705 / 20715 / 20730 / 20775 / 22036 / 235 / 237 / 26620 / 26625 / 26680 / 295 / 435 / 436 / 495 / 496 / 53



08417

Foro centrale mm/ Central hole mm: **12,7**
Lunghezza mm / Length mm: **457**

Rif. Orig. / Orig. Ref.

TORO: 56-2390 / 562390

Applicazioni / Applications

TORO: 36" / 52"



P10185

Foro centrale mm/ Central hole mm: **11,2**
Lunghezza mm / Length mm: **530**

Rif. Orig. / Orig. Ref.

TORO: 202720

Applicazioni / Applications

TORO: 16212 / 16299 / 16380 / 21610 / 21647 / 222 / 427

LAME RASAERBA PER YANMAR

LAMES TONDEUSES POUR YANMAR
MOWER BLADES FOR YANMAR
RASENMÄHER LAMELLEN FÜR YANMAR
CUCHILLA CORTACESPED PARA YANMAR



P10190

Foro centrale mm/ Central hole mm: **33**
Asola esterna mm/ Outside hole mm: **10,5**
Interasse centro foro mm/ Center to center mm: **90**
Lunghezza mm / Length mm: **530**

Rif. Orig. / Orig. Ref.

YANMAR: 676145120

Applicazioni / Applications

YANMAR: TS/TSE / YL 53 TS/TSE / YL 53

75503

Foro centrale mm/ Central hole mm: **21,5**

Asola esterna mm/ Outside hole mm: **11,4**
Interasse centro foro mm/ Center to center mm: **90**
Lunghezza mm / Length mm: **527**

ADATTATORI

LAME AESÉE COMPLETE DE RESSORT ET ADAPTATEURS
BLADE COMPLETE OF SPRINGS AND MATCHERS
SCHERMESSER KOMPLETT MIT FEDERN UND PASSTÜCKE
CUCHILLA COMPLETA CON RESORTES Y ADAPTADORES




08423

Foro centrale mm/ Central hole mm: **10,5**
Asola esterna mm/ Outside hole mm: **10,5**
Interasse centro foro mm/ Center to center mm: **47,5**
Lunghezza mm / Length mm: **408**

SET MOLLE RICAMBIO PER LAMA ARIEGGIATRICE

SET RESSORTS RECHANGES POUR LAME AESÉE
SET OF REPLACEMENT SPRINGS FOR BLADES
ERSATZFEDERSATZ FÜR SCHERMESSER
SET RESORTES A REPUESTO PARA CUCHILLA



08424

CUSCINETTI CON PROTEZIONE PER TRATTORINI

ROULEMENT AVEC PROTECTEUR POUR TRACTEURS
BEARING WITH PROTECTION FOR TRACTORS
UNTERLAGEN MIT SCHÜTZ FÜR TRAKTOREN
COJINETES CON PROTECCIÓN PARA TRACTORES



06914

Diametro esterno mm / External diameter mm: **34,93**
Diametro interno mm / Inside diameter mm: **15,88**
Altezza mm / Height mm: **11,11**

Rif. Orig. / Orig. Ref.

ARIENS: 54039
BOLENS: 1185169
BUNTON: PL4969
MTD: 7410155
MURRAY: 99502H
SIMPLICITY: 1665521

Applicazioni / Applications

ARIENS
BOLENS
BUNTON
MTD
MURRAY
SIMPLICITY

06915

Diametro esterno mm / External diameter mm: **40**
Diametro interno mm / Inside diameter mm: **15,88**
Altezza mm / Height mm: **12,10**

Rif. Orig. / Orig. Ref.

YAZOO: 204019

Applicazioni / Applications

MURRAY
YAZOO

06913

Diametro esterno mm / External diameter mm: **40,08**
Diametro interno mm / Inside diameter mm: **17**
Altezza mm / Height mm: **12,07**

Rif. Orig. / Orig. Ref.

LAWN-BOY: 703275
MTD: 7410124
NOMA: 49562
SIMPLICITY: 1666292
TORO: 387820

Applicazioni / Applications

GILSON
LAWN-BOY
MTD
NOMA
SIMPLICITY
TORO



32596

Diametro esterno mm / External diameter mm: **47**
Larghezza mm / Width mm: **19**
Altezza mm / Height mm: **25**

Note / Notes: **Cuscinetto a stella / Bearing**

Rif. Orig. / Orig. Ref.

CASTELGARDEN: 25122201

Applicazioni / Applications

CASTELGARDEN: TC102



Ricambi per trattorini & rasaerba

LAWN TRACTORS & MOWER SPARE PARTS

Fuel Spare Parts **3.7**

Ricambi alimentazione rasaerba e trattorini



CANDELE ORIGINALI

 BUGIES
 SPARK PLUGS
 KERZEN
 BUJIAS ORIGINALES


Applicazioni/Applications		Art. AMA NGK		Art. AMA CHAMPION		Art. AMA BRISK	
DECESPUGLIATORI / BRUSHCUTTERS							
DOLMAR LT30 - MS30C - MS30U - MS3200 - MS3210 - MS3300 MS3400 - MS4000 - MS4500	BPMR7A	10660	RCJ6Y	56438	-	-	19 CORTO
	BPM6A	08072	CJ7Y	12200	P17Y	09246	
DOLMAR MS250-4	CMR6A	56432	-	-	-	-	16 CORTO
OLEO MAC – EFCO DS2500S - BC250S	CMR7H	79168	-	-	-	-	16 LUNGO
ZENOAH GZ4000 - DS2500S - BC250S - BC22702 - BCZ3000 - BCZ4500 - BCZ5000	CMR7H	79168	-	-	-	-	16 LUNGO
STIHL GA 2300 / 3200	CMR6H	79206	-	-	-	-	16 LUNGO
Mc CULLOCH 32 e 37	BR6HS	56433	CJ7Y Filet. Norm.	12200	-	-	21 NORMALE
	B6HS	08073	L86C	12205	N17C	09244	
Mc CULLOCH Mac 22 - Mac 37	BM7A	08074	CJ7Y	12200	P15	09247	19 CORTO
ZENOAH BC 4301 - 4500 - 534 - BK 4301 - 5300	BPM6A	08072	CJ7Y	12200	P17Y	09246	
	BPMR6A	10659	RCJ7Y	12207	-	-	
ZENOAH BC 2000 - 2201 - 2601 - 3401 3500 - BK3401	BPMR7A	10660	RCJ6Y	56438	-	-	16 LUNGO
ZENOAH Strato Charged	CMR7A	56434	-	-	-	-	
STIHL FR 106 - FS20 - FS48 - FS52 FS62 - FS150 - FS151 - FS160 FS200AV - FS200AVE - FS205 FS220 - FS280 - FS360 - FS420 FS353 - FS 353 AV	BPR6HS	56436	RL87YC	56439	-	-	21 CORTO
	BPMR7A	10660	RCJ6Y	56438	-	-	
HUSQVARNA 120 - 122 - 125 - 132 - 16 - 18 21 - 22 - 23 - 24 - 25 - 26 - HVT	-	-	RCJ8Y	56440	-	-	19 CORTO
HUSQVARNA 140 - 165 - 225 - 232 - 240 - 244 245 - 250 - 322 - 325 - 321 - 36 - 39 - 65	BPMR6A	10659	RCJ-7Y	12207	-	-	
	BPM6A	08072	CJ7Y	12200	P17Y	09246	
HUSQVARNA 122L - 125R - RL - RD - RB L - LD - 132E - RB - RD - L - LD	BPMR6Y	08077	RCJ-8Y	56440	-	-	19 CORTO
ECHO SERIE GT - GTL - SRM 140 SRM 200 - SRM 2601 - SRM 300	BMR6A	02794	RCJ8	12208	-	-	
	BM6A	08070	CJ8	12201	P17	09245	
ECHO SERIE SRM - GT2000 - GT2101	BPMR6A	10659	RCJ7Y	12207	-	-	19 CORTO
	BPM6A	08072	CJ7Y	12200	P17Y	09246	

CANDELE ORIGINALI





BUGIES

SPARK PLUGS

KERZEN

BUJIAS ORIGINALES



Applicazioni/Applications		Art. AMA NGK		Art. AMA CHAMPION		Art. AMA BRISK	
HOMELITE HK18 - HK24 - HK28 - HK33	BMR6A	02794	RCJ8	12208	-	-	19 CORTO
HOMELITE ST400 - XLBC4	BM7A	08074	-	-	P15	09247	
HOMELITE SERIE ST	BMR6F	56435	RDJ8J	12209	-	-	16 CORTO
PARTNER B180 - B250 - B265 - B305 - B322 - B325	BMR6A	02794	RCJ8	12208	-	-	19 CORTO
	BM6A	08070	CJ8	12201	P17	09245	19 CORTO
SHINDAIWA B40 - 45 - BP35 - 40 - C25 - 35 - C270 - C230 - C250 - RC45	BM6A	08070	CJ8	12201	P17	09245	19 CORTO
	BMR6A	02794	RCJ8	12208	-	-	
ALPINA 18TS - V21 - V25 - V30 - V34 V34D - FLEX - V42D - 42F - 52	BPM6A	08072	CJ7Y	12200	P17Y	09246	19 CORTO
	BPMR6A	10659	RCJ7Y	12207	-	-	
ALPINA 232 - 238 - 332 - 338 - 540 - 600 P200 - VIP52D - 52F - 56T - 66T	BM7A	08074	CJ7Y	12200	P17Y	09246	19 CORTO
	BMR7A	10658	-	-	-	-	
	BPMR7A	10660	RCJ6Y	56438	-	-	
OLEO MAC - EFCO 725 - 8250	BPM7A	02942	CJ7Y	12200	P17Y	09246	16 NORMALE
	BPMR7A	10660	RCJ6Y	56438	-	-	
HONDA GX 28 - 31 (4T per decespugliatori)	CR5HSB	10319	Z9Y	56306	-	-	16 NORMALE
KAWASAKI SERIE TH	BPM6A	08072	CJ7Y	12200	P17Y	09246	19 CORTO
	BPMR6A	10659	RCJ7Y	12207	-	-	
KAWASAKI SERIE TD - TG - TS	BMR6A	02794	RCJ8	12208	-	-	19 CORTO
	BM6A	08070	CJ8	12201	P17	09245	
MITSUBISHI SERIE G - TTM - TL	BM6A	08070	CJ8	12201	P17	09245	19 CORTO
MOTOSEGHE / CHAINSAWS							
Mc CULLOCH 140 - 150 - tipo 160 - 170 - 171 172 - 640 - 650 - 660 - S250 - S550	B6S	08076	J8C	12204	-	-	21 CORTO
Mc CULLOCH 5 10 - 6 10 - 7 10 - CP70 - G70 - PM60	BM6F	08075	DJ8J	12202	-	-	16 CORTO
STIHL TS 08/350 - 075 - 08 - 08S	BPR6HS	56436	RL87YC	56439	-	-	21 CORTO
STIHL 020AVEP - 030AV - 031AV 031AVE - 032AV - 032AVE 036AV - 041 - 041AV - 041AVE 041FB - 040 - 040G - 040S - S10 064AVE	BPMR6A	10659	RCJ7Y	12207	-	-	19 CORTO
	BPM7A	02942	CJ7Y	12200	P17Y	09246	
	BPMR7A	10660	RCJ6Y	56438	-	-	
OLEO MAC - EFCO 931 - 932 - 131 - 132	BMR6A	02794	RCJ8Y	56440	-	-	19 CORTO
	BM6A	08070	CJ8	12201	P17	09245	

CANDELE ORIGINALI

 BUGIES
 SPARK PLUGS
 KERZEN
 BUJIAS ORIGINALES


Applicazioni/Applications		Art. AMA NGK		Art. AMA CHAMPION		Art. AMA BRISK		
SHINDAIWA 300 - 345 - 250 - 355 - 415 - 416 420 - 450 - 451 - 460 - 500 - 510 575 - 577 - 580 - 695 SERIE E - YB	BMR6A	02794	RCJ8	12208	-	-	19 CORTO	
	BM6A	08070	CJ8	12201	P17	09245		
SOLO 611 - 635 - 642 - 630 - 632 - T100 535 - 603	BM6A	08070	CJ8	12201	P17	09245		
	BMR6A	02794	RCJ8	12208	-	-		
SOLO 101 - 600 - 610 - 616 - 605 - 606 615 - 620 - 650 - 660 - 645 - 655	BPM6A	08072	CJ7Y	12200	P17Y	09246		
	BPMR6A	10659	RCJ7Y	12207	-	-		
SOLO 600 - 605 - 606 - 610 - 611 - 615 616 - 620 - 631 - 632 - 635 - 638 647 - 654 - 634 - 639 - 644 640 641 - 642 - 645 - 646 - 647 650 655 - 660 - 651 - 662 - 667 - 667 680 - 690 - G31 - G32 - G38 T30 T40 - T45	BPM7A	02942	CJ7Y	12200	P17Y	09246		
	BPMR7A	10660	RCJ6Y	56438	-	-		
SOLO 544 - 545 - 604	B6HS	08073	L86C	12205	N17C	09244		21 NORMALE
ZENOAH G310 - G3100 - G320 - G380	BMR6A	02794	RCJ8Y	56440	-	-		19 CORTO
	BM6A	08070	CJ8	12201	P17	09245		
ZENOAH G560 - G620 - G2500	BPM6A	08072	CJ7Y	12200	P17Y	09246		
	BPMR6A	10659	RCJ7Y	12207	-	-		
ECHO 280E - 290 - 300 - 400 - 500 301 302 - 304 - 315 - 330 - 351 - 451 452 - 601 - 60S - 80Z - 100 - 701 801 - 802 - CS2800	BM6A	08070	CJ8	12201	P17	09245		
	BMR6A	02794	RCJ8	12208	-	-		
ECHO 290EVL - 330EVL - 330EVL 410 - 440 - 510 - 550 - 601 - 602 610 - 650 - 660 - 702 - 850 - 852 900 - 1001 - 3900 - 4000 - 4400 4500 - 4600 - 5001 - 5500 - 6700 QV6750 - QV8050	BPM6A	08072	CJ7Y	12200	P17Y	09246		
	BPMR6A	10659	RCJ7Y	12207	-	-		
ECHO 2800 - 2900 - 3000 - 3400 - 3450 4000 - 4600 - 6700 - 8000	BPMR7A	10660	RCJ6Y	56438	-	-		
	BPM7A	02942	CJ7Y	12200	P17Y	09246		
PARTNER 465 - 495 - 546	BM7A	08074	-	-	P15	09247	19 CORTO	
	BMR6A	02794	RCJ8	12208	-	-		
PARTNER 1614 - 1616 - 1705 - 1712 - 933 946 - 944 - 947 - 1610 - 1611 1612 - 1613	BMR6F	56435	RDJ8J	12209	-	-		
ALPINA 330 - 380 - 432 - 438 - A35 - A40 A70 - A90 - P41 - P45 - P55 - P56 P65 - P66 - P70 - P90 - P120	BPMR7A	10660	RCJ6Y	56438	-	-		
	BM7A	08074	CJ7Y	12200	P17Y	09246		
ALPINA AP70 - AP90 - P345 - P41 - P45 P55 - P65 - P90 - P120 - P400 P450 - P540 - P600 - P700 - P800	BPMR6A	10659	RCJ7Y	12207	-	-		
	BPM6A	08072	CJ7Y	12200	P17Y	09246		
DOLMAR 112 - 114 - 115 - 122 - 123 - 128 143 - 144 - 152 - 153 - 166 - 309 310 - 340 - S6000 - PS342	BPM6A	08072	CJ7Y	12200	P17Y	09246		
	BPMR6A	10659	RCJ7Y	12207	-	-		
DOLMAR 109 - 111 - 115 - 113 - 116 - 117 118 - 119 - 123 - 133 - PS6000 PS6800 - PS9000	BPMR7A	10660	RCJ6Y	56438	-	-		
	BPM7A	02942	CJ7Y	12200	P17Y	09246		

CANDELE ORIGINALI

BUGIES
SPARK PLUGS
KERZEN
BUJIAS ORIGINALES



Applicazioni/Applications		Art. AMA NGK		Art. AMA CHAMPION		Art. AMA BRISK		
HUSQVARNA TUTTI I MODELLI	BPMR6A	10659	RCJ7Y	12207	-	-	19 CORTO	
	BPM6A	08072	CJ7Y	12200	P17Y	09246		
HUSQVARNA 181 - 281 - 2100 - 288 - 394 HUSKY22 - 23 - 35 - 37	BPMR7A	10660	RCJ6Y	56438	-	-		
	BPM6A	08072	CJ7Y	12200	P17Y	09246		
JONSERED 2019 - 2036 - 2040 - 2041 - 2045 2050 - 2051 - 2054 - 2055 - 2063 2071 - 2077 - 2083 - 4104 - 4545 5205 - 6256 - 45 - 49 - 50 - 51 52 - 66 - 70 - 80 - 90 - 111 - 435 450 - 451 - 521 - 590 - 625 - 630 621 - 670 - 801 - 830 - 910 - 920 930 SERIE M - 410 - 420 - 490 510 520 - 4101	BPMR6A	10659	RCJ7Y	12207	-	-		
	BPM6A	08072	CJ7Y	12200	P17Y	09246		
JONSERED 810 - 820 - 821 - 840	BPM7A	02942	CJ7Y	12200	P17Y	09246		
	BPMR7A	10660	RCJ6Y	56438				
HOMELITE 150 - 190 - 250 - XL - XL2 200 - 410 - SUPER2	BM6F	08075	DJ8J	12202	-	-		16 CORTO
HOMELITE 350 - 360 - 945 - 955 - 1050 1130G - 3100G - SUPER55 - 66 C72 - SUPER XL - V123 - VI944 VI955 - XL123 - XL660F - XL 923 XL 925 - 650 - 750 2100 SUPER	BM7A	08074	-	-	P15	09247		19 CORTO
MOTORI / ENGINES								
HONDA HR215 K - HRA215 - HRB215 HRC215 - HRM195 - HRM215 HRR216 - HRT216 - HRS216 HRS21	BP6ES	02940	-	-	-	-		21 LUNGO
HONDA HR 194 - HR 195 - HR 214 - HR 216 - HRA 216 - HRC 216 - HS 622 - HS 1132	-	-	RN11YC	56442	-	-		
B&S CLASSIC - QUANTUM - QUATTRO - SPRINT - MONOCIL. Valv. Lat. 3,5-4-4,5-4,75-5-5,25-5,5-6-6,5-7-8-8,5-9-10-10,5-11-11,5- 12-12,5-13-13,5-14-15-16 BICILIN. Valv. Lat. 12,5-14-16-16,5-17-18-18,5-19,5-20-20,5	-	-	RJ19LM	12211	-	-	21 CORTO	
	-	-	J19LM	56444	-	-		
B&S OHV- monocilindrici 5,5 - 5 - 4,5 - 6 - 8 - 8,5 - 11 - 12,5 - 13 - 14 - 14,5 - 15 - 15,5 Hp bicilindrici 16 - 16,5 Hp Vanguard - monocilindrici 4 - 5 5,5 - 6 - 7,5 - 9 - 11 12,5 - 13 - 14 15,5 - 16 - 31 Hp bicilindrici 15,5 16 - 23,5 (raff.liquido) - 31 (raff.liquido) bicilindrici 16 - 18 - Intek monocilindrici 5,5 - 6,5 - 16,5 - 17 18 - 20 - 22 - 25 Hp bicilindrici 18 - 20 - 20,5 - 25 Hp	CMR7A	56434	-	-	-	-	16 LUNGO	
	-	-	RC12YC	12206	-	-		
B&S MONICILIN. Valv.lat. 2 - 2,5 - 3 - 3 (2T) - 3,5 - 3,75 - 3,8 - 4 - 5 (2T) - 9 - 10 Hp BICILINND. VANGUARD - OHV 12,5 - 14 18 - 20 - 21 - 23	-	-	RC14YC	56445	-	-	21 LUNGO	
TECUMSEH ASPERA Serie AV	-	-	RJ17LM	56446	-	-	19 CORTO	
	B4LM	08071	J17LM	12203	J17	12188	21 CORTO	

CANDELE ORIGINALI

 BUGIES
 SPARK PLUGS
 KERZEN
 BUJIAS ORIGINALES


Applicazioni/Applications		Art. AMA NGK		Art. AMA CHAMPION		Art. AMA BRISK	
TECUMSEH ASPERA serie HH - 130 - 160	-	-	L82C	56447	-	-	21 CORTO
TECUMSEH SERIE H - HH40 120	B6S	08076	J8C	12204	-	-	21 CORTO
TECUMSEH SERIE AV520 - BH - BV - HB LAV - FUTURA - PRISMA SPECTRA - SYNERGY	-	-	RJ19LM	12211	-	-	
TECUMSEH OHH - OHM - OHSK - OHV - OVRM	-	-	N4C	56448	-	-	21 LUNGO
ROBIN Serie EY	BR4HS	02898	RL86C Filet. Norm.	12210	-	-	21 NORMALE
	B6HS	08073	L86C	12205	N17C	09244	
ROBIN serie EY 23 - 80 con accensione elettronica	BP5HS	56437	L92YC	56449	-	-	21 NORMALE
ROBIN SERIE EY 08 - EY 15 - EY 20 V EY 21	BMR6A	02794	RCJ8	12208	-	-	19 CORTO
	BM6A	08070	CJ8	12201	P17	09245	
KAWASAKI GA 2300 / 3200	BPR4HS	79205	-	-	-	-	21 NORMALE
HONDA G400K1 - GX360 - GX360K1 - G200 CDI - G300 CDI - G400 - G400K1 CDI	BPR4HS	79205	-	-	-	-	21 NORMALE
HONDA G300 - GX 300 - GX360 - G400	BP5HS	56437	L92YC	56449	-	-	21 NORMALE
HONDA Generatori E1000 - E1500 E2000 E2500 - E3500 - FD 1000 EC 1500	-	-	L82C	56447	-	-	21 CORTO
HONDA GX135 - GC160 - GCV135 GCV160 - GX110 - GX140 GX610 - GX620 - GX340	BP6ES	02940	-	-	-	-	21 LUNGO
HONDA GX 120 - GX 160 - GX 220 - GX 390 - GX 640 - GX 270 - GXV 240 - GXV 390 - GXV 610 - GXV 640 - GXV 270	-	-	N11YC	56443	-	-	
HONDA (Motozappe) F30 - F40 - F550 - FX25 - F42 F65 - F300 - F400 - F800 - HT38 10 - HT38 1	B6HS	08073	L86C	12205	N17C	09244	21 NORMALE
HONDA G100	BM6A	08070	CJ8	12201	P17	09245	19 CORTO
HONDA G200	B6HS	08073	L86C	12205	N17C	09244	21 NORMALE
KAWASAKI serie FG	BP5HS	56437	L92YC	56449	-	-	
KAWASAKI 4T FC 290 - FC 420 - FC 540 FE 290	-	-	RN11YC	56442	-	-	21 LUNGO
KAWASAKI MOTOGENERATORI SERIE GE	-	-	RN11YC	56442	-	-	
	BPR5ES	08078	N11YC	56443	-	-	

CANDELE ORIGINALI





BUGIES

SPARK PLUGS

KERZEN


BUJIAS ORIGINALES



Applicazioni/Applications		Art. AMA NGK		Art. AMA CHAMPION		Art. AMA BRISK	
KAWASAKI MOTOGENERATORI GA 550 - 1000 - 1400 - GD550 700 - KG 2900 - 1000	BMR6A	02794	RCJ8	12208	-	-	19 CORTO
	BM6A	08070	CJ8	12201	P17	09245	
KAWASAKI 4 TEMPI EFI - 22 Hp (Raff.liquido) SERIE FA - FB - FC - FD - FE	BMR6A	02794	RCJ8	12208	-	-	
	BM6A	08070	CJ8	12201	P17	09245	
KAWASAKI KT 15 - KT18 - KT 30	B6S	08076	J8C	12204	-	-	21 CORTO
LOMBARDINI motori a petrolio motori a benzina	-	-	D16	00635	-	-	22 NORMALE
	-	-	L92YC	56449	-	-	21 NORMALE
	-	-	D21	56451	-	-	22 LUNGO
KOHLER Serie K	B6S	08076	J8C	12204	-	-	21 CORTO
KOHLER SERIE C - CH - CV - TH COMMAND	-	-	RC12YC	12206	-	-	16 LUNGO
OLEO MAC - EFCO MOTORI S50 - S100	BPMR6A	10659	RCJ7Y	12207	-	-	19 CORTO
	BPM6A	08072	CJ7Y	12200	P17Y	09246	

SERBATOI BENZINA PER MOTORI

RESERVOIR ESSENCE
FUEL TANK
KRAFTSTÖFFTANKS
DEPOSITO GASOLINA



56736

Rif. Orig. / Orig. Ref.

HONDA: 17510ZE1020ZA

Applicazioni / Applications

HONDA: GX120 / GX160 / GX200



57667

Rif. Orig. / Orig. Ref.

HONDA: 17510ZE2010ZA

Applicazioni / Applications

HONDA: GX240 / GX270



57668

Rif. Orig. / Orig. Ref.

HONDA: 17510ZE3010ZA

Applicazioni / Applications

HONDA: GX340 / GX390

TAPPI CARBURANTE

BOUCHON RESERVOIR
FUEL CAP
TANKDECKEL
TAPÓN CARBURATE



05155

Rif. Orig. / Orig. Ref.

B&S: 397974

Applicazioni / Applications

B&S: EUROPA / MOTORI MAX / QUANTUM / 3-5 HP
(VERTICALI)



05156

Rif. Orig. / Orig. Ref.

B&S: 490075 / 494559

Applicazioni / Applications

B&S: 130202 / 3-5 HP (ORIZZONTALI)



32234

Note / Notes: **in metallo/ made of metal**

Rif. Orig. / Orig. Ref.

HONDA: 17620ZH7013

Applicazioni / Applications

HONDA: 4-8HP



32235

Note / Notes: **in plastica/ made of plastic**

Rif. Orig. / Orig. Ref.

HONDA: 17620ZEW00 / 17620ZE2W00

Applicazioni / Applications

HONDA: 4-8HP



60997

Rif. Orig. / Orig. Ref.


HONDA: 17620ZL8073

Applicazioni / Applications

HONDA: GC135 / GC160

TAPPO OLIO

BOUCHON HUILE
OIL CAP
ÖLSTOPFEN
TAPÓN ACEITE



31706

Note / Notes: **MAGNETICO/MAGNETIC**

Rif. Orig. / Orig. Ref.

B&S: 94174

KOHLER: X7510

Applicazioni / Applications

B&S



56711

Rif. Orig. / Orig. Ref.

HONDA: 15620ZG4910 / 25611735000

B&S: 281658 / 66768

TECUMSEH: 27625

Applicazioni / Applications

HONDA: GX120 / GX160 / GX200 / GX390 / GX110 / GX140
/ GX240 / GX270 / GX340



61710

Rif. Orig. / Orig. Ref.

TECUMSEH: 29320009 / 29320035

ASTA MISURA OLIO

TIGE HUILE
OIL ROD
OELSTANDSTANGE
ASTA MISURADOR ACEITE



38453

Rif. Orig. / Orig. Ref.

HONDA: 15600ZE1000

Applicazioni / Applications

HONDA: GX120 / GX140 / GX160

GUARNIZIONI TAPPI OLIO

JOINT BOUCHON HUILE
OIL CAP GASKET
DICHTUNG FÜR ÖLEINFÜLLSCHRAUBE
CIERRE TAPÓN ACEITE



05169

Rif. Orig. / Orig. Ref.

TECUMSEH: 29630008

Applicazioni / Applications

TECUMSEH: ORIZZONTALI



05170

Note / Notes: **Guarn. drenaggio olio/ oil gasket**

Rif. Orig. / Orig. Ref.

TECUMSEH: 29630029

Applicazioni / Applications

TECUMSEH: MOTORI PRINCIPALI



05171

Rif. Orig. / Orig. Ref.

TECUMSEH: 29610012

Applicazioni / Applications

TECUMSEH: O - RING

RUBINETTI CARBURANTE

ROBINETS CARBURANT
FUEL TAP
BRENNSTOFF-HAHN
LLAVES GASOLINA



06433

Attacco / Attack: 6

Rif. Orig. / Orig. Ref.

BOLENS: 1703896 / 1718029

LAWN-BOY: 677052

NOMA: 42879

TECUMSEH: 23330005 / 27803 / 29683

Applicazioni / Applications

BOLENS



06422

Attacco / Attack: 6

Rif. Orig. / Orig. Ref.

B&S: 494768

Applicazioni / Applications

B&S



10745


Attacco / Attack: 6

Rif. Orig. / Orig. Ref.

B&S: 399517 / 698182


Applicazioni / Applications

TECUMSEH: MOTORI ASPERA



P10736

Attacco / Attack: 6



P10737

Attacco / Attack: 6

P10737

Attacco / Attack: 6



61597

Attacco / Attack: 6

Rif. Orig. / Orig. Ref.

B&S: 230318

POMPA CARBURANTE

POMPE A CARBURANT
FUEL PUMP
BENZINPUMPE
BOMBA GASOLINA



61020

Rif. Orig. / Orig. Ref.

B&S: 491922 / 808656

HONDA: 16700ZL8013

KAWASAKI: 49040-7001

KOHLER: 24 393 16-5

FILTRI CARBURANTE

FILTRE ESSENCE
ENGINE FUEL FILTER
BENZINFILTER FÜR MOTOREN
FILTROS GASOLINA



10719

Diametro tubo mm / Hose diam. mm: **7,7**

Note / Notes: **150 micron**

Rif. Orig. / Orig. Ref.

B&S: 298090

Applicazioni / Applications

B&S: MOTORI SENZA POMPA BENZINA / 150 MICRON



10733

Diametro tubo mm / Hose diam. mm: **8,0**

Note / Notes: **75 micron**

Rif. Orig. / Orig. Ref.

B&S: 394358

Applicazioni / Applications

B&S: 75 MICRON

FILTRI CARBURANTE

FILTRE ESSENCE
ENGINE FUEL FILTER
BENZINFILTER FÜR MOTOREN
FILTROS GASOLINA



10756
Diametro tubo mm / Hose diam. mm: **8,0**
Note / Notes: **60 micron**

Rif. Orig. / Orig. Ref.
B&S: 493629

Applicazioni / Applications
B&S: 80 MICRON
TECUMSEH: HM100 / HM80 / HM90 / OHV125 / OVM120 / OVXL120 / TVM195 / TVM220



10750
Diametro tubo mm / Hose diam. mm: **9,5**
Note / Notes: **15 micron**

Rif. Orig. / Orig. Ref.
B&S: 492836

Applicazioni / Applications
B&S: MOTORI CON POMPA BENZINA / 10 MICRON



61616
Rif. Orig. / Orig. Ref.
HONDA: 16955ZE1000 / 91353671003

Applicazioni / Applications
HONDA: GX120-390

FILTRI CARBURANTE

FILTRE ESSENCE
ENGINE FUEL FILTER
BENZINFILTER FÜR MOTOREN
FILTROS GASOLINA



02757
Rif. Orig. / Orig. Ref.
ACME: 175020300
RUGGERINI: RD951/2

Applicazioni / Applications
ACME: AD118 / AD121



32174
Note / Notes: **filtro carburante/ fuel filter**

Rif. Orig. / Orig. Ref.
KUBOTA: 1258143012



32175
Rif. Orig. / Orig. Ref.
LOMBARDINI: 250217541
RUGGERINI: D852189 / D951866 / 17504

Applicazioni / Applications
LOMBARDINI: RD80 / RD85 / 101 / 850 / 900 / 901 / 920 / 95 / 950
RUGGERINI: CRD951 / 95/1 / 951



32183
Rif. Orig. / Orig. Ref.
ROBIN: 2436210110

Applicazioni / Applications
ROBIN




32185
Rif. Orig. / Orig. Ref.
RUGGERINI: 17523

Applicazioni / Applications
RUGGERINI: PRINCIPALI MOTORI



32196
Misure / Dimensions: **6mm**
Applicazioni / Applications
UNIVERSALE: UNIVERSALE



61046
Rif. Orig. / Orig. Ref.
KUBOTA: 1523143560
WALKER: 7021
Applicazioni / Applications
KUBOTA: B1500 / B1550 / B1750 / B20 / B7100 / G4200 / G5200 / G6200



F03075
Diametro mm / Diameter mm: **17**
Diametro "A" mm / "A" diameter mm: **6**



03913
Diametro attacco mm / Connection diam. mm: **6,5**
Diametro esterno mm / External diameter mm: **43**

RICAMBI PER CARBURATORI ADATTABILI AI SEGUENTI MODELLI DI MOTORI

RECHANGES POUR CARBURATEURS ADAPTABLES AUX MOTEURS SUIVANTS
SPARE PARTS FOR CARBURETORS ADAPTABLE TO THE FOLLOWING ENGINE MODELS
ERSATZ-TEILE FÜR VERGASER FÜR DIE FOLGENDEN MOTORMODELLE
REPUESTOS PARA CARBURADORES ADAPTABLES A LOS SIGUIENTES MODELOS DE MOTORES



P10214
Rif. Orig. / Orig. Ref.
B&S: 391643 / 391681

Applicazioni / Applications
B&S: 3,5-4 HP VERT.



P10215
Rif. Orig. / Orig. Ref.
B&S: 299637

Applicazioni / Applications
B&S: 3HP VERTICALI. CAR. VACU-JET



P10216
Rif. Orig. / Orig. Ref.
B&S: 270026

Applicazioni / Applications
B&S: 100000 / 3-4-5 HP ORIZZONTALI. / 60000 / 80000 / 130000 CARBURATORE PULSA-JET



31601
Rif. Orig. / Orig. Ref.
B&S: 272372 / 495770

Applicazioni / Applications
B&S: CLASSIC 95900 / CLASSIC 96900 / 3,5-3,75 HP SPRINT



31702
Rif. Orig. / Orig. Ref.
B&S: 272538

Applicazioni / Applications
B&S: 133200 / 1352005 ORIZZ.

CARBURATORI

CARBURATEURS
CARBURETORS
VERGASER
CARBURADORES

61830

Rif. Orig. / Orig. Ref.

HONDA: 16100ZE7W20

Applicazioni / Applications

HONDA: GXV160



61831

Rif. Orig. / Orig. Ref.

HONDA: 16100ZM0802

Applicazioni / Applications

HONDA: GCV160



59888

Rif. Orig. / Orig. Ref.

HONDA: 1610ZK7W00 / 16100ZH8W50

Applicazioni / Applications

HONDA: GX160



59889

Rif. Orig. / Orig. Ref.

HONDA: 1610ZH9821 / 16100ZH9W21

Applicazioni / Applications

HONDA: GX270



59890

Rif. Orig. / Orig. Ref.

HONDA: 1610ZE3014 / 16100ZE3V01

Applicazioni / Applications

HONDA: GX340



59891

Rif. Orig. / Orig. Ref.

HONDA: 1610ZF6W30 / 16100ZF6V00


Applicazioni / Applications

HONDA: GX390



RICAMBI PER CARBURATORI ADATTABILI AI SEGUENTI MODELLI DI MOTORI

RECHANGES POUR CARBURATEURS ADAPTABLES AUX MOTEURS SUIVANTS
SPARE PARTS FOR CARBURETORS ADAPTABLE TO THE FOLLOWING ENGINE MODELS
ERSATZ-TEILE FÜR VERGASER FÜR DIE FOLGENDEN MOTORMODELLE
REPUESTOS PARA CARBURADORES ADAPTABLES A LOS SIGUIENTES MODELOS DE MOTORES



56717

Rif. Orig. / Orig. Ref.

HONDA: 16011ZE0005

Applicazioni / Applications

HONDA: GX110 / GX120 / GX140 / GX160 / GX200

10721

Rif. Orig. / Orig. Ref.

B&S: 299059

Applicazioni / Applications

B&S: 2-3 HP. ORIZ.




10757

Rif. Orig. / Orig. Ref.

B&S: 493765

Applicazioni / Applications

B&S: QUANTUM / 3,5-4 HP MAX / 5 HP VERTICALI



32315

Rif. Orig. / Orig. Ref.

TECUMSEH: 631021

Applicazioni / Applications

TECUMSEH: HH40-70 / HM80-100 / H22-80 / LAV / TNT / TVS / V / VH / 50 / 638 / 670


61585

Rif. Orig. / Orig. Ref.

B&S: 221747 / 690627

Applicazioni / Applications

B&S: 220400 / 221400 / 243400 / 252400 / 301430 / 325430



61586

Rif. Orig. / Orig. Ref.

B&S: 221997

Applicazioni / Applications

B&S: 146000 / 170000 / 190000 / 220000 / 251000



61580

Rif. Orig. / Orig. Ref.

B&S: 230896 / 231435 / 691775

LAWN-BOY: 300096 / 92-6389

TECUMSEH: 27106



61654

Rif. Orig. / Orig. Ref.

KOHLER: 200443 / 231555 / 2575701 / 2575701S

Applicazioni / Applications

KOHLER: K341 / K91



61686

Rif. Orig. / Orig. Ref.

TECUMSEH: 23920016 / 23920019

Applicazioni / Applications

TECUMSEH: BV / BVL / BVS / LAV

RICAMBI PER CARBURATORI ADATTABILI AI SEGUENTI MODELLI DI MOTORI

RECHANGES POUR CARBURATEURS ADAPTABLES AUX MOTEURS SUIVANTS
 SPARE PARTS FOR CARBURETORS ADAPTABLE TO THE FOLLOWING ENGINE MODELS
 ERSATZ-TEILE FÜR VERGASER FÜR DIE FOLGENDEN MOTORMODELLE
 REPUESTOS PARA CARBURADORES ADAPTABLES A LOS SIGUIENTES MODELOS DE MOTORES

61687

Rif. Orig. / Orig. Ref.

TECUMSEH: 631026

Applicazioni / Applications

TECUMSEH: CA-630987A / OVRM60



61690

Rif. Orig. / Orig. Ref.

TECUMSEH: 631781

Applicazioni / Applications

TECUMSEH: CA-631678B / HM70 / HM80 / H80



60994

Rif. Orig. / Orig. Ref.

B&S: 391233 / 396795

Applicazioni / Applications

B&S: 7-12HP VERTICALI

GALLEGGIANTI PER CARBURATORI

CUVE DU FLOTTEUR
 CARBURATORS FLOAT
 SCHWIMMER P.F.
 FLOTADORES PARA CARBURADORES

61583

Rif. Orig. / Orig. Ref.

B&S: 398187

WALBRO: 75-570-1



61053

Rif. Orig. / Orig. Ref.

B&S: 099333

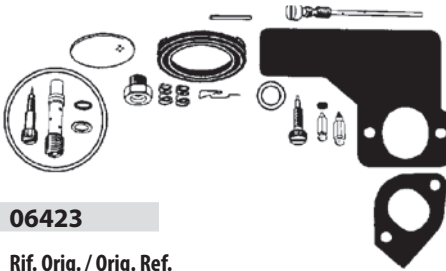
Applicazioni / Applications

B&S: 6 HP / 7 HP / 8 HP



KIT PER CARBURATORI

KIT POUR CARBURATEURS
 DIAPHRAGM AND GASKET KIT
 KIT FÜR VERGASER
 KIT PARA CARBURADORES



06423

Rif. Orig. / Orig. Ref.

B&S: 299852 / 394698

Applicazioni / Applications

B&S: 146700 / 170700 / 171700 / 190700 / 191700 / 220700 / 251700 / 6-12HP VERT


61591

Rif. Orig. / Orig. Ref.

B&S: 690191

Applicazioni / Applications

B&S: VANGUARD DIAMOND 17 HP / VANGUARD DIAMOND 15.5 HP / VANGUARD DIAMOND 16 HP / VANGUARD DIAMOND 16.5 HP



61592

Rif. Orig. / Orig. Ref.

B&S: 497481

Applicazioni / Applications

B&S: 10 HP VERTICALI / 10.5HP VERTICALI / 11.5HP VERTICALI



10716

Rif. Orig. / Orig. Ref.

B&S: 291691

Applicazioni / Applications

B&S: 2-3 HP ORIZZONTALI

06424

Rif. Orig. / Orig. Ref.

B&S: 391071

Applicazioni / Applications

B&S: 10-12-16 HP ORIZ.MONO / 220400 / 221400 / 222400 / 251400 / 252400 / 301430 / 302430

10749

Rif. Orig. / Orig. Ref.

B&S: 394502 / 491539 / 694056

10764

Rif. Orig. / Orig. Ref.

B&S: 494624

Applicazioni / Applications

B&S: 3-5 HP ORIZZONTALI

10765

Rif. Orig. / Orig. Ref.

B&S: 494625 / 694625

Applicazioni / Applications

B&S: 5 HP VERTICALI



61595

Rif. Orig. / Orig. Ref.

B&S: 495799 / 497535

Applicazioni / Applications

B&S: 196700 / 28N700 / 286700 / 288700

GUARNIZIONI COLLETTORE

JOINT COLLECTEUR
 INTAKE ELBOW GASKETS
 DICHTUNG KOLLEKTOR
 GUARNICION COLECTOR

P10305

Rif. Orig. / Orig. Ref.

B&S: 027355

Applicazioni / Applications

B&S: 3-5HP ORIZZ.




31703

Rif. Orig. / Orig. Ref.

B&S: 272653

Applicazioni / Applications

B&S: QUANTUM COM PRIMER



P10310

Rif. Orig. / Orig. Ref.

B&S: 270248

Applicazioni / Applications

B&S: 82500 / 82900



32247

Rif. Orig. / Orig. Ref.

B&S: 271840 / 272296

Applicazioni / Applications

B&S: MOTORI MAXX / QUANTUM



P10731

Rif. Orig. / Orig. Ref.

TECUMSEH: 29630035 / 30188

Applicazioni / Applications

TECUMSEH: BV / BVL / BVS / LAV / PRIMIER

GUARN. CARBURATORE

JOINT CARBURATEUR

CARBURETOR GASKETS

VERGASER-DICHTUNG

GUARNICION CARBURADOR



P10729

Rif. Orig. / Orig. Ref.

TECUMSEH: 26756 / 29630013

Applicazioni / Applications

TECUMSEH: BV / BVS / LAV



P10730

Rif. Orig. / Orig. Ref.

TECUMSEH: 27272

Applicazioni / Applications

TECUMSEH: MODELLI 2-4 TEMPI

P10767

Rif. Orig. / Orig. Ref.

TECUMSEH: 29630086

Applicazioni / Applications

TECUMSEH: BV / BVL / BVS / LAV / PRIMIER



56714

Rif. Orig. / Orig. Ref.

HONDA: 16228ZL8000

Applicazioni / Applications

HONDA: GCV135 / GCV160



18427

Rif. Orig. / Orig. Ref.

KOHLER: 271030

Applicazioni / Applications

KOHLER: KT17 / K241 / K301 / K321 / 19


GUARN. CARBURATORE

JOINT CARBURATEUR

CARBURETOR GASKETS

VERGASER-DICHTUNG

GUARNICION CARBURADOR



10694

Note / Notes: Guarnizione vaschetta

Rif. Orig. / Orig. Ref.

B&S: 270511

Applicazioni / Applications

TECUMSEH: 7-12 HP VERTICALE

P10738

Rif. Orig. / Orig. Ref.

TECUMSEH: 631028

Applicazioni / Applications

TECUMSEH




P10768

Rif. Orig. / Orig. Ref.

TECUMSEH: 29630076

Applicazioni / Applications

TECUMSEH: BV / BVL / BVS / LAV / PRIMIER



P10770

Rif. Orig. / Orig. Ref.

TECUMSEH: 29630074

Applicazioni / Applications

TECUMSEH: BV / BVL / BVS / LAV / PRIMIER



32274

Rif. Orig. / Orig. Ref.

TECUMSEH: 30356

Applicazioni / Applications

TECUMSEH: PER CARBURATORI WALBRO



61608

Rif. Orig. / Orig. Ref.

B&S: 693981

GUARN. CARBURATORE

JOINT CARBURATEUR
CARBURETOR GASKETS
VERGASER-DICHTUNG
GUARNICION CARBURADOR



10702

Rif. Orig. / Orig. Ref.

B&S: 272188

Applicazioni / Applications

B&S: 5 HP VERTICALE VANGUARD OHV

GUARN. CARB./SERB.

JOINT CARBURATEUR / RESERVOIR
GASTANK MOUNT GASKETS
DICHTUNG VERGASER/TANK
GUARNICION CARBURADOR/DEPOSITO



10707

Rif. Orig. / Orig. Ref.

B&S: 272372

Applicazioni / Applications

B&S: 3,5 HP ORIZZ.

GUARNIZIONE SCARICO

JOINT ECHAPPEMENT
EXHAUST GASKETS
ABLASS-DICHTUNG
GUARNICION ESCAPE



P10727

Rif. Orig. / Orig. Ref.

TECUMSEH: 30081

Applicazioni / Applications

TECUMSEH: H30 / H35 / H40 / LAV30

GUARNIZIONE ASPIRAZIONE

JOINT ASPIRATION
INTAKE GASKETS
ANSAUG-DICHTUNG
GUARNICION ASPIRACION



P10728

Rif. Orig. / Orig. Ref.

TECUMSEH: 27915A

Applicazioni / Applications

TECUMSEH: HM70 / H40 / H80 / VH70 / VM100 / VM80 / V40 / V80

PRIMER PER RASAERBA

PRIMER POUR TONDEUSE
LAWN MOWER PRIMER
RASENMAEHER-PRIMER
PRIMER PARA CORTACESPED



31693

Rif. Orig. / Orig. Ref.

TECUMSEH: 36045 / 36045A

Applicazioni / Applications

TECUMSEH

31624

Rif. Orig. / Orig. Ref.

B&S: 496115

Applicazioni / Applications

B&S: QUANTUM SERIE 55 / 5-6 HP



31623

Rif. Orig. / Orig. Ref.

B&S: 494408

Applicazioni / Applications

B&S: QUANTUM 3,5-3,75 HP

61692

Rif. Orig. / Orig. Ref.

TECUMSEH: 6326949

Applicazioni / Applications

TECUMSEH: 632669 / 632681 / 632756 / 633670



61772

Rif. Orig. / Orig. Ref.

B&S: 694394 / 494408

Applicazioni / Applications

B&S: QUANTUM 3,5-4HP / QUANTUM 3,5-3,75HP



61771

Rif. Orig. / Orig. Ref.


B&S: 694395 / 496115



Ricambi per trattorini & rasaerba
LAWN TRACTORS & MOWER SPARE PARTS


Air and Oil Filters **3.8**

Filtri aria ed olio per trattorini



FILTRI ARIA PER ACME


FILTRES A AIR POUR ACME
AIR FILTERS FOR ACME
LUFTFILTER FÜR ACME
FILTROS AIRE PARA ACME


32011

Note / Notes: **Cartuccia a secco rettangolare**
Tipo / Type: **Aria**
Diametro esterno mm / External diameter mm: **140**
Diametro interno mm / Inside diameter mm: **65**
Altezza mm / Height mm: **40**

Applicazioni / Applications


ACME: A 180 / A220 / A220 B
LOMBARDINI: LGA 184 / LGK 184 / LGA 226 / LGA 225


32012
Rif. Orig. / Orig. Ref.

ACME: 359121300

Applicazioni / Applications

ACME: ALN 215W / AT330 / 290W / 330 / 330U / 330WB


32013
Rif. Orig. / Orig. Ref.

ACME: 359131300

Applicazioni / Applications

ACME: ADX300 / ADX600 / 131 / 359

FILTRI ARIA PER BRIGGS & STRATTON

FILTRES A AIR POUR BRIGGS & STRATTON
AIR FILTERS FOR BRIGGS & STRATTON
LUFTFILTER FÜR BRIGGS & STRATTON
FILTROS AIRE PARA BRIGGS & STRATTON

Note: Ovali
Notes: *Oval shape*


06205

Misure mm / Sizes mm: **102X244X 64**

Rif. Orig. / Orig. Ref.

B&S: 394019
JOHN DEERE: AM38990

Applicazioni / Applications

B&S: 12-18 HP. VERTICALI / 12-18 HP VETICALI


06206

Misure mm / Sizes mm: **67X219X 67**

Rif. Orig. / Orig. Ref.

B&S: 399806 / 491519

Applicazioni / Applications

B&S: 10-12 HP VERTICALI I/C


06210

Misure mm / Sizes mm: **76X73X 184**

Rif. Orig. / Orig. Ref.

B&S: 493909 / 496894

Applicazioni / Applications

B&S: 12-15 HP VERTICALI


10747

Misure mm / Sizes mm: **83X222X 64**

Rif. Orig. / Orig. Ref.

B&S: 399968

Applicazioni / Applications

B&S: 7-11 HP ORIZZONTALI


10748

Misure mm / Sizes mm: **76X171X 76**

Rif. Orig. / Orig. Ref.

B&S: 491021

Applicazioni / Applications

B&S: 12,5-14 HP VERT. VANGUARD


10758

Misure mm / Sizes mm: **73X184X 60**

Rif. Orig. / Orig. Ref.

B&S: 493910

Applicazioni / Applications

B&S: 8,5-11,5 HP VERTICALE


32014

Misure mm / Sizes mm: **100X78X 65**

Rif. Orig. / Orig. Ref.

B&S: 692446

Applicazioni / Applications

B&S: INTEK TORO


31695

Misure mm / Sizes mm: **100X61X 55**

Rif. Orig. / Orig. Ref.

B&S: 497725

Applicazioni / Applications

B&S: 5 HP QUANTUM / EUROPA OHV VERT.


31694


Misure mm / Sizes mm: **90X76X 57**

Rif. Orig. / Orig. Ref.

B&S: 498586 / 498596 / 690106 / 690610 / 697029

Applicazioni / Applications

B&S: INTEK 5,5-6,5 HP



73100

Misure mm / Sizes mm: **55X76X119**

Rif. Orig. / Orig. Ref.

B&S: 792038

Applicazioni / Applications

B&S: DOV700

FILTRI ARIA PER BRIGGS & STRATTON

*FILTRES A AIR POUR BRIGGS & STRATTON
AIR FILTERS FOR BRIGGS & STRATTON
LUFTFILTER FÜR BRIGGS & STRATTON
FILTROS AIRE PARA BRIGGS & STRATTON*

Note: Rotondi

Notes: Round shape



06200

Misure mm / Sizes mm: **108X51X 95**


Rif. Orig. / Orig. Ref.

B&S: 390930 / 393957

JOHN DEERE: PT9334

Applicazioni / Applications

B&S: 7-16 HP. ORIZZONTALI



06202

Misure mm / Sizes mm: **181X140X 57**

Rif. Orig. / Orig. Ref.

B&S: 392642 / 394018

Applicazioni / Applications

B&S: 16 HP. ORIZZ. E VERTIC.



32016

Misure mm / Sizes mm: **125X89X 60**

Rif. Orig. / Orig. Ref.

B&S: 392286

Applicazioni / Applications

B&S: 10-12 HP VERTICALI



61665

Misure mm / Sizes mm: **20X14X5,5**

Posizioni / Positions:

Rif. Orig. / Orig. Ref.

B&S: 692519

Applicazioni / Applications

B&S: VANGUARD 358700-389400

61059

Misure mm / Sizes mm: **8,8X4,5X18,3**

Rif. Orig. / Orig. Ref.

B&S: 820263

EXMARK: 932195

JOHN DEERE: M113621

KOHLER: 25083025

KUBOTA: K121182320

TORO: 1083811 / 932195

WALKER: 509001

Applicazioni / Applications

KOHLER: CH25 / CH26 / TH16




FILTRI ARIA PER BRIGGS & STRATTON

*FILTRES A AIR POUR BRIGGS & STRATTON
AIR FILTERS FOR BRIGGS & STRATTON
LUFTFILTER FÜR BRIGGS & STRATTON
FILTROS AIRE PARA BRIGGS & STRATTON*

Note: Piatti in carta

Notes: Flat, made of paper



P10224


Misure mm / Sizes mm: **117X117X 19**

Rif. Orig. / Orig. Ref.

B&S: 399877

Applicazioni / Applications

B&S: 3,5-4 HP SERIE MAX.



P10225

Misure mm / Sizes mm: **133X114X 19**

Rif. Orig. / Orig. Ref.

B&S: 399959 / 491588


HONDA: 17211ZL8000 / 17211ZL8003 / 17211ZL8013 /

17211248000

Applicazioni / Applications

B&S: 3-5 HP ORIZZ. / 3, 5-5 HP QUANTUM

HONDA: GC-GCV135 / GC-GCV160



P10219

Misure mm / Sizes mm: **160X114X 19**

Rif. Orig. / Orig. Ref.

B&S: 397795

JOHN DEERE: 397795

Applicazioni / Applications

B&S: 3,5-4 HP QUANTUM



06212

Misure mm / Sizes mm: **178X89X 38**

Rif. Orig. / Orig. Ref.

B&S: 491384

Applicazioni / Applications

B&S: 9 HP OHV VANGUARD



31698

Misure mm / Sizes mm: **176X90X 25**

Rif. Orig. / Orig. Ref.

B&S: 494511

Applicazioni / Applications

B&S: 3,5-5 HP IND. PLUS



31696

Misure mm / Sizes mm: **177,8X 101,6X 38,1**

Rif. Orig. / Orig. Ref.

B&S: 499486

Applicazioni / Applications

B&S: 12-24 HP INTEK

FILTRI ARIA PER BRIGGS & STRATTON

FILTRES A AIR POUR BRIGGS & STRATTON
AIR FILTERS FOR BRIGGS & STRATTON
LUFTFILTER FÜR BRIGGS & STRATTON
FILTROS AIRE PARA BRIGGS & STRATTON



31701

Misure mm / Sizes mm: 160,3X 88,9X 25,4

Rif. Orig. / Orig. Ref.

B&S: 710265

Applicazioni / Applications

B&S: 4 HP. VANGUARD ORIZ.



38203

Misure mm / Sizes mm: 80X22,2X 54

Rif. Orig. / Orig. Ref.

B&S: 697014 / 697634 / 695547 / 697776 / 698083

Applicazioni / Applications

B&S: 284H07 / 284H77 / 285H77 / 286HTT-0121 / 31E707 / 31E777 / 31F777 / 31G777 / 31H777



56647

Misure mm / Sizes mm: 185X80X 38

Rif. Orig. / Orig. Ref.

B&S: 613022 / 697152 / 697775 / 698413

Applicazioni / Applications

B&S: 10 HP. OHV / 21A900 / 21B900

FILTRI ARIA PER BRIGGS & STRATTON

FILTRES A AIR POUR BRIGGS & STRATTON
AIR FILTERS FOR BRIGGS & STRATTON
LUFTFILTER FÜR BRIGGS & STRATTON
FILTROS AIRE PARA BRIGGS & STRATTON

Note: In spugna

Notes: Foam



P10229

Rif. Orig. / Orig. Ref.

B&S: 270848

JOHN DEERE: M82139

Applicazioni / Applications

B&S: 110900 / 111900 / 4 HP VERTICALI



06214

Rif. Orig. / Orig. Ref.

B&S: 027987

JOHN DEERE: AM34963

Applicazioni / Applications

B&S: 111200 / 130200 / 2-5 HP. ORIZZONTALI / 60000 / 80000



P10220

Rif. Orig. / Orig. Ref.

B&S: 270579

JOHN DEERE: M47949

Applicazioni / Applications

B&S: 3,5 HP VERTICALI / 82500 / 82997 / 92599 / 92900 / 93500



P10221

Rif. Orig. / Orig. Ref.

B&S: 270251

Applicazioni / Applications

B&S: 3 HP STARTER AUTOMATICO / 82000 / 92000 / 92500 / 92900



06215

Rif. Orig. / Orig. Ref.

B&S: 270067

JOHN DEERE: AM37489

Applicazioni / Applications

B&S: 100900 / 4 HP VERTICALI



P10222

Rif. Orig. / Orig. Ref.

B&S: 270447

Applicazioni / Applications

B&S: 130900 / 5 HP VERTICALI




05142

Rif. Orig. / Orig. Ref.

B&S: 272235 / 272922

Applicazioni / Applications

B&S: 92900 / 93900 / 95500 / 95900 / 3,5-3,75 HP SPRINT / 3,5-3,75 HP VERT. CLASSIC / 3-5 HP VERT. SPRINTER CLASSIC



57370

Rif. Orig. / Orig. Ref.

B&S: 698369

Applicazioni / Applications

B&S: 10A900 / 10A902 / 10A982 / 10B902 / 10G / 9B900 / 9B902 / 9C900 / 98900 / 98902 / 98982

FILTRI ARIA PER BRIGGS & STRATTON

FILTRES A AIR POUR BRIGGS & STRATTON
AIR FILTERS FOR BRIGGS & STRATTON
LUFTFILTER FÜR BRIGGS & STRATTON
FILTROS AIRE PARA BRIGGS & STRATTON

Note: Prefiltri in spugna

Notes: Foam pre-filters



06219

Note / Notes: per / for ref. 06205-06202

Rif. Orig. / Orig. Ref.

B&S: 271141 / 271271 / 272490

Applicazioni / Applications

B&S: 7 A 16 HP. ORIZZONTALI

06220

Note / Notes: **per/ for ref. 06200**

Rif. Orig. / Orig. Ref.

B&S: 270782 / 271794

Applicazioni / Applications

B&S: DA 7 A 16 HP. ORIZZONTALI

10203

Note / Notes: **per/ for ref. 06210**

Rif. Orig. / Orig. Ref.

B&S: 272403

Applicazioni / Applications

B&S: 12-12,5 HP VERTICALI

10752

Note / Notes: **per/ for ref. 10748**

Rif. Orig. / Orig. Ref.

B&S: 492947

Applicazioni / Applications

B&S: PER/ FOR ART.10748 / 12,5 - 14 HP. VERT.

32017

Note / Notes: **per/ for ref. 32016**

Rif. Orig. / Orig. Ref.

B&S: 270973

Applicazioni / Applications

B&S: DA 10 - 12 HP

10713

Note / Notes: **per/ for ref. 06204**

Rif. Orig. / Orig. Ref.

B&S: 272533

Applicazioni / Applications

B&S: MOD. EUROPA OHV VERTICALI



06222

Note / Notes: **per/ for ref. P10225**

Rif. Orig. / Orig. Ref.

B&S: 271933 / 491435

Applicazioni / Applications

B&S: DA 3 A 5 HP. ORIZZ. / DA 3,5 A 5 HP QUANTUM / PER/ FOR ART. P10225

32018

Note / Notes: **per/ for ref. 31696**

Rif. Orig. / Orig. Ref.

B&S: 273638 / 691016

Applicazioni / Applications

B&S: MOTORI INTEK - V TWIN / PER/FOR REF. 31696



10744

Note / Notes: **per/ for ref. P10219**

Rif. Orig. / Orig. Ref.

B&S: 399039

Applicazioni / Applications

B&S: MOTORI 3,5 - 4 HP. QUANTUM / PER/ FOR ART. P10219



10766

Note / Notes: **per/ for ref. 06211**

Rif. Orig. / Orig. Ref.

B&S: 805267

Applicazioni / Applications

B&S: 12,5-16 HP. ORIZZ. E VERT.

10751


Note / Notes: **per/ for ref. 06212**

Rif. Orig. / Orig. Ref.

B&S: 492889

Applicazioni / Applications

B&S: 9 HP. OHV VANGUARD / PER/ FOR ART.31700



61031


Note / Notes: **per/ for ref. 38203**

Rif. Orig. / Orig. Ref.

B&S: 697015

Applicazioni / Applications

B&S: 15,5 HP INTEK / 17,5 HP INTEK



61022


Note / Notes: **per/ for ref.56647**

Rif. Orig. / Orig. Ref.

B&S: 697292

Applicazioni / Applications

B&S: 10, 10,2 HP



61055

Note / Notes: **per/for ref. 61054**

Rif. Orig. / Orig. Ref.


B&S: 711460

Applicazioni / Applications

B&S: 2,4HP VANGUARD

FILTRI ARIA CASTELGARDEN

FILTRES A AIR CASTELGARDEN
CASTELGARDEN AIR FILTER
LUFTFILTER CASTELGARDEN
FILTRE AIRE CASTELGARDEN



62010

Rif. Orig. / Orig. Ref.


CASTELGARDEN: CG18550147/0 / 00412186

Applicazioni / Applications

CASTELGARDEN: OM40 / OM45 / M150 / VM45 / V35

FILTRI ARIA PER HONDA

FILTRES A AIR POUR HONDA
AIR FILTERS FOR HONDA
LUFTFILTER FÜR HONDA
FILTROS AIRE PARA HONDA



06223

Misure mm / Sizes mm: **70X190X 51**

Rif. Orig. / Orig. Ref.

HONDA: 1007483 / 1721ZE6003 / 17211888013

Applicazioni / Applications

HONDA: GV150 / GV200 / GXV120 / GXV140 / 3-5 HP



06224

Misure mm / Sizes mm: **63X190X 48**

Rif. Orig. / Orig. Ref.


HONDA: 17210ZE7013

Applicazioni / Applications

HONDA: GXV120 / GXV140 / GXV160 / 4-5HP

FILTRI ARIA PER HONDA

FILTRES A AIR POUR HONDA
AIR FILTERS FOR HONDA
LUFTFILTER FÜR HONDA
FILTROS AIRE PARA HONDA



P10225

Misure mm / Sizes mm: **133X114X 19**


Rif. Orig. / Orig. Ref.

B&S: 399959 / 491588

HONDA: 17211ZL8000 / 17211ZL8003 / 17211ZL8013 / 17211248000

Applicazioni / Applications

B&S: 3-5 HP ORIZZ. / 3, 5-5 HP QUANTUM
HONDA: GC-GCV135 / GC-GCV160



10198

Misure mm / Sizes mm: **67X136X 52**

Rif. Orig. / Orig. Ref.

HONDA: 17211890013 / 17211890023

Applicazioni / Applications

HONDA: G300 / G400



10195

Misure mm / Sizes mm: **70X102X 60**

Rif. Orig. / Orig. Ref.

HONDA: 17210ZE1821

Applicazioni / Applications

HONDA: GXV140 / GXV160 / GXV200 / GX110 / GX120 / GX140 / GX160 / GX160K1 / GX200 / GX240K1 / GX270 / 5HP ORIZZONTALI



11009


Misure mm / Sizes mm: **76X102X 51**

Rif. Orig. / Orig. Ref.

HONDA: 17210ZE0822

Applicazioni / Applications

HONDA: GX110 / GX120 / GX120K1 / GX120T1 / 4 HP ORIZZONTALI



32020

Misure mm / Sizes mm: **90X102X 80**

Rif. Orig. / Orig. Ref.

HONDA: 17210ZE2822

Applicazioni / Applications

HONDA: GX240 / GX240K1 / GX270



32021

Misure mm / Sizes mm: **130X65X 80**

Rif. Orig. / Orig. Ref.

HONDA: 127210ZE8013 / 17210ZE8003

Applicazioni / Applications

HONDA: GXV240K1 / GXV270 / GXV270K1 / GXV340 / GXV340K1 / GXV390



32024

Rif. Orig. / Orig. Ref.

HONDA: 17211ZG1700

Applicazioni / Applications

HONDA: GV100 / GV100K1



32025

Misure mm / Sizes mm: **97X80X 23**

Rif. Orig. / Orig. Ref.

HONDA: 17211896000

Applicazioni / Applications

HONDA: G100 / G100K1 / G100K2



32026


Misure mm / Sizes mm: **DIAM. 122 ALT. 73**

Rif. Orig. / Orig. Ref.

HONDA: 17210ZG3003

Applicazioni / Applications

HONDA: DIESEL / GD320 / GD321 / GD410 / GD411



32029

Misure mm / Sizes mm: **27X135X 58**

Rif. Orig. / Orig. Ref.

HONDA: 17211ZG9800

Applicazioni / Applications

HONDA: GXV120 / GXV140



32030

Misure mm / Sizes mm: **93,2X112,5X 96**

Rif. Orig. / Orig. Ref.

HONDA: 17210ZE3000 / 17210ZE3010

Applicazioni / Applications

HONDA: GXV270 / GXV340 / GXV370 / GXV390 / GX240 / GX270 / GX340 / GX340K1 / GX390 / GX390K1



32031

Misure mm / Sizes mm: **48X175X 60**

Rif. Orig. / Orig. Ref.

HONDA: 17211ZE7W02

Applicazioni / Applications

HONDA: GXV160



32033


Misure mm / Sizes mm: **60X112X 67**

Rif. Orig. / Orig. Ref.

HONDA: 17210734003

Applicazioni / Applications

HONDA: F410 / F510 / F560 / F660 / GX160 MOTOZAPPE



10197

Misure mm / Sizes mm: **145X100X 25**

Rif. Orig. / Orig. Ref.

HONDA: 17211ZG9M00

Applicazioni / Applications

HONDA: GXV140 / GXV150 / GXV160 / HRM215 / MOTORI SERIE SX



56050

Misure mm / Sizes mm: **115X220X 25**

Rif. Orig. / Orig. Ref.

HONDA: 17211Z0A000 / 17211Z0A000

Applicazioni / Applications

HONDA: GCV510 / GCV520 / GCV530 / GXV520 / GXV530



61611


Misure mm / Sizes mm: **27X88X177**

Rif. Orig. / Orig. Ref.

HONDA: 17211883W20 / 17211883W21

Applicazioni / Applications

HONDA: G150K1 / G200K1



60059

Misure mm / Sizes mm: **25,4X168X222**

Rif. Orig. / Orig. Ref.

HONDA: 17210ZJ1840 / 17210ZJ1841 / 17210ZJ1842

Applicazioni / Applications

HONDA: GX610K1 / GX620K1 / GX670 (18,20,24HP)



60057

Misure mm / Sizes mm: **89X60X124**

Rif. Orig. / Orig. Ref.

HONDA: 17211ZF5V00 / 17211ZF5V01

Applicazioni / Applications

HONDA: GXV340 / GXV390

FILTRI ARIA PER HONDA

FILTRES A AIR POUR HONDA

AIR FILTERS FOR HONDA

LUFTFILTER FÜR HONDA

FILTROS AIRE PARA HONDA

Note: Prefiltri in spugna

Notes: Foam pre-filters



32037

Note / Notes: **PER/ FOR ART. 32020**

Rif. Orig. / Orig. Ref.

HONDA: 17218ZE0821

Applicazioni / Applications

HONDA: GX240 / GX270



32043

Rif. Orig. / Orig. Ref.

HONDA: 17218ZA0701

Applicazioni / Applications

HONDA: GX360



32045

Note / Notes: **PER/ FOR ART. 32026**

Applicazioni / Applications

HONDA: GD410D DIESEL



61612

Note / Notes: **PER/FOR ART.61611**

Rif. Orig. / Orig. Ref.

HONDA: 17218882W20 / 17218882W21

Applicazioni / Applications

HONDA: G150K1 / G200K1



61614

Note / Notes: **PER/FOR. ART.56050**

Rif. Orig. / Orig. Ref.

HONDA: 17218Z0A000

Applicazioni / Applications

HONDA: GCV510 / GCV520 / GCV530

FILTRI ARIA PER KAWASAKI

FILTRES A AIR POUR KAWASAKI


AIR FILTERS FOR KAWASAKI

LUFTFILTER FÜR KAWASAKI

FILTROS AIRE PARA KAWASAKI

Note: Ovali

Notes: Oval shape



06226

Misure mm / Sizes mm: **60X92X57**

Rif. Orig. / Orig. Ref.

KAWASAKI: 110132120 / 110132175

JOHN DEERE: M79451


Applicazioni / Applications

JOHN DEERE: M79451

KAWASAKI: FC150V DA 4-5 HP VERTICALI

FILTRI ARIA PER KAWASAKI

FILTRES A AIR POUR KAWASAKI
AIR FILTERS FOR KAWASAKI
LUFTFILTER FÜR KAWASAKI
FILTROS AIRE PARA KAWASAKI



10200

Misure mm / Sizes mm: **62X149X 65**

Rif. Orig. / Orig. Ref.

KAWASAKI: 110132110 / 110132141
JOHN DEERE: AM104560

Applicazioni / Applications

KAWASAKI: FC420 14HP VERTICALI

32052

Misure mm / Sizes mm: **30,5X209,5 X162**

Rif. Orig. / Orig. Ref.

KAWASAKI: 110137002
JOHN DEERE: M137556

Applicazioni / Applications

KAWASAKI: FD500V



18265

Misure mm / Sizes mm: **178X70X 57**

Rif. Orig. / Orig. Ref.

KAWASAKI: 11013-2021 / 110132021
JOHN DEERE: AM101191

Applicazioni / Applications

KAWASAKI: FB460 / 12,5 HP



18268

Misure mm / Sizes mm: **68X122X 70**

Rif. Orig. / Orig. Ref.

KAWASAKI: 11013-2093 / 110132093
JOHN DEERE: M70284

Applicazioni / Applications

KAWASAKI: FC290Y / 9 HP



18269


Misure mm / Sizes mm: **14XØ49**

Rif. Orig. / Orig. Ref.

KAWASAKI: 3103701312AA

Applicazioni / Applications

KAWASAKI: FA210D



32049

Misure mm / Sizes mm: **25X200X 60**

Rif. Orig. / Orig. Ref.

KAWASAKI: 110132151

Applicazioni / Applications

KAWASAKI: FC180V



32051


Misure mm / Sizes mm: **153X70X 168**

Rif. Orig. / Orig. Ref.

KAWASAKI: 110132135
JOHN DEERE: M115978

Applicazioni / Applications

KAWASAKI: FD440V



56648


Misure mm / Sizes mm: **109X187X 25,4**

Rif. Orig. / Orig. Ref.

KAWASAKI: 110137017

Applicazioni / Applications

KAWASAKI: FH381V / FH430V / FH721V



56650

Misure mm / Sizes mm: **60X126X 50**

Rif. Orig. / Orig. Ref.

KAWASAKI: 110132132

Applicazioni / Applications

KAWASAKI: FE120 / FE170



56651

Misure mm / Sizes mm: **89X184X 76**

Rif. Orig. / Orig. Ref.

KAWASAKI: 110137009 / 110137010 / 110137024 /
110297001 / 110297002 / 110297015

Applicazioni / Applications

KAWASAKI: FH601V / FH7251V / 19-25 HP VERTICALI



61024

Misure mm / Sizes mm: **70x118x197**

Rif. Orig. / Orig. Ref.

KAWASAKI: 110132139 / 11029-2005

Applicazioni / Applications

KAWASAKI: FD620, 20-25HP, 20HP TWIN / 20-25HP, 20HP
TWIN CYLINDER / 20HP TWIN CYLINDER



61041

Misure mm / Sizes mm: **63,5x95x241**

Rif. Orig. / Orig. Ref.

JOHN DEERE: M76076 / M76077

KAWASAKI: 110132114 / 110132115 / 110292001




60969

Rif. Orig. / Orig. Ref.

FERRIS: 110132186
KAWASAKI: 110132186

Applicazioni / Applications

KAWASAKI: FD371D / FD711D / FD750D



61043

Rif. Orig. / Orig. Ref.

KAWASAKI: 110137010 / 110297010

FILTRI ARIA PER KAWASAKI

FILTRES A AIR POUR KAWASAKI
AIR FILTERS FOR KAWASAKI
LUFTFILTER FÜR KAWASAKI
FILTROS AIRE PARA KAWASAKI

Note: Prefiltri in spugna

Notes: Foam pre-filters



10199

Note / Notes: **PER/FOR ART.06226**

Rif. Orig. / Orig. Ref.

KAWASAKI: 110132119

Applicazioni / Applications

JOHN DEERE: M79451
KAWASAKI: FC150V DA 4, 5 HP VERTICALI

10208

Note / Notes: **PER/FOR ART. 10208**

Rif. Orig. / Orig. Ref.

KAWASAKI: 110132109

Applicazioni / Applications

KAWASAKI: FC420 (14 HP) VERT.

18271

Rif. Orig. / Orig. Ref.

KAWASAKI: 110132020

Applicazioni / Applications

KAWASAKI: FB46012 5HP

18272

Note / Notes: **PER/FOR ART. 18268**

Rif. Orig. / Orig. Ref.

KAWASAKI: 110132092

Applicazioni / Applications

KAWASAKI: FC290Y 9 HP

FILTRI ARIA PER KOHLER

FILTRES A AIR POUR KOHLER
AIR FILTERS FOR KOHLER
LUFTFILTER FÜR KOHLER
FILTROS AIRE PARA KOHLER



10196

Misure mm / Sizes mm: **90X114 X72**

Rif. Orig. / Orig. Ref.

KOHLER: 1208305

Applicazioni / Applications

JOHN DEERE: AM92359
KOHLER: OHV COMMAND 12,5 HP / 11-14 HP VERTICALI



10192

Misure mm / Sizes mm: **121X152 X76**

Rif. Orig. / Orig. Ref.

KOHLER: 4508302
JOHN DEERE: AM31034 / AM37201

Applicazioni / Applications

JOHN DEERE: 16-19 HP K341
KOHLER: 10-18 HP MAGNUM



18275

Misure mm / Sizes mm: **48X152 X118**

Rif. Orig. / Orig. Ref.

KOHLER: 235116
JOHN DEERE: AM31400

Applicazioni / Applications

KOHLER: K241-321 / 8-14 HP
TECUMSEH: HH100-HH120 / OH120-160 / 10-16HP



18276

Misure mm / Sizes mm: **38X103 X76**

Rif. Orig. / Orig. Ref.

KOHLER: 230840

Applicazioni / Applications

KOHLER: K91-161 / 4-7 HP



18277

Misure mm / Sizes mm: **102X152 X121**

Rif. Orig. / Orig. Ref.

KOHLER: 277138

Applicazioni / Applications

KOHLER: K532 / K582 / 20-23 HP



18279

Misure mm / Sizes mm: **60X178 X143**

Rif. Orig. / Orig. Ref.

KOHLER: 4708303

Applicazioni / Applications

KOHLER: K241 / K301 / K321 / K361 / 10-18 HP

61059

Misure mm / Sizes mm: **8,8X4,5X18,3**

Rif. Orig. / Orig. Ref.

B&S: 820263
EXMARK: 932195
JOHN DEERE: M113621
KOHLER: 2508302S
KUBOTA: K121182320
TORO: 1083811 / 932195
WALKER: 509001

Applicazioni / Applications

KOHLER: CH25 / CH26 / TH16



18280

Misure mm / Sizes mm: **111X76 X57**

Rif. Orig. / Orig. Ref.

KOHLER: 231847

Applicazioni / Applications

KOHLER: K181 / 8 HP

FILTRI ARIA PER KOHLER

FILTRES A AIR POUR KOHLER
AIR FILTERS FOR KOHLER
LUFTFILTER FÜR KOHLER
FILTROS AIRE PARA KOHLER



61620

Misure mm / Sizes mm: 45x146x112

Rif. Orig. / Orig. Ref.

KOHLER: 3208303

Applicazioni / Applications

KOHLER: SV710 / SV740

61666

Misure mm / Sizes mm: 101x58x190

Rif. Orig. / Orig. Ref.

KOHLER: 28083015

Applicazioni / Applications

KOHLER: CH22-66557 / CH22-66558 / CH26S-78511



61029

Rif. Orig. / Orig. Ref.

KOHLER: 2408303 / 2408303S

Applicazioni / Applications

KOHLER: CH25 / CV25



58163

Rif. Orig. / Orig. Ref.

KOHLER: 20083025 / 208830251

Applicazioni / Applications

KOHLER: COURAGE 15-20HP / SV470-SV600

FILTRI ARIA PER KOHLER

FILTRES A AIR POUR KOHLER
AIR FILTERS FOR KOHLER
LUFTFILTER FÜR KOHLER
FILTROS AIRE PARA KOHLER

Note: Prefiltri

Notes: Pre-filters



10213

Rif. Orig. / Orig. Ref.

KOHLER: 45083011

Applicazioni / Applications

KOHLER: K341 / PER/ FOR REF.10192 / SERIE MAGNUM
10-18HP / 16-19 HP

18293

Rif. Orig. / Orig. Ref.

KOHLER: 234870

Applicazioni / Applications

KOHLER: K91-161 / MOTORI 4-7 HP / PER/ FOR REF.18276

18294

Rif. Orig. / Orig. Ref.

KOHLER: 5208301

Applicazioni / Applications

KOHLER: KT17+19 / MOTORI 17 + 19 HP / PER/ FOR
ART.18278

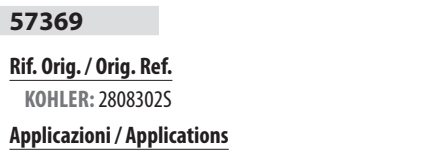
57369

Rif. Orig. / Orig. Ref.

KOHLER: 28083025

Applicazioni / Applications

KOHLER: OHC 16 / PER/ FOR REF.56654




18296

Rif. Orig. / Orig. Ref.

KOHLER: 1508305

Applicazioni / Applications

KOHLER: COMMAND CH5 / PER/ FOR REF.18291 / 5 HP



FILTRI ARIA PER KUBOTA

FILTRES A AIR POUR KUBOTA
AIR FILTERS FOR KUBOTA
LUFTFILTER FÜR KUBOTA
FILTROS AIRE PARA KUBOTA

18297

Misure mm / Sizes mm: 190X Ø80

Rif. Orig. / Orig. Ref.

KUBOTA: 1921511220

JOHN DEERE: AM108243

Applicazioni / Applications

KUBOTA: MOTORI DIESEL



18299

Misure mm / Sizes mm: 184X Ø83

Rif. Orig. / Orig. Ref.

KUBOTA: 7000011221

JOHN DEERE: AM108243

Applicazioni / Applications

KUBOTA: MOTORI 20PS



18300

Misure mm / Sizes mm: 71X Ø106

Rif. Orig. / Orig. Ref.

KUBOTA: 13892 - 11080 / 1389211080

Applicazioni / Applications

KUBOTA



18302

Misure mm / Sizes mm: 65X Ø140

Rif. Orig. / Orig. Ref.

KUBOTA: 12191 - 11220 / 1219111220

Applicazioni / Applications

KUBOTA: 4019 / 4021



18303

Misure mm / Sizes mm: **57X Ø100**

Rif. Orig. / Orig. Ref.

KUBOTA: 1358111080 / 1390711210

Applicazioni / Applications

KUBOTA



18304

Misure mm / Sizes mm: **49XØ120**

Rif. Orig. / Orig. Ref.

KUBOTA: 1142011180

Applicazioni / Applications

KUBOTA



18306

Misure mm / Sizes mm: **41X141X 54**

Rif. Orig. / Orig. Ref.

KUBOTA: 1210111210

Applicazioni / Applications

KUBOTA



18309

Misure mm / Sizes mm: **65X122X 59**

Rif. Orig. / Orig. Ref.

KUBOTA: 1218211080

Applicazioni / Applications

KUBOTA



18312


Misure mm / Sizes mm: **268XØ103**

Rif. Orig. / Orig. Ref.

KUBOTA: 1574111080 / 1574111083

Applicazioni / Applications

KUBOTA: B2150 / V1200 / 5B



18313

Misure mm / Sizes mm: **187XØ87**

Rif. Orig. / Orig. Ref.

KUBOTA: 1585211080 / 1585211081

Applicazioni / Applications

KUBOTA



FILTRI ARIA PER KUBOTA

FILTRES A AIR POUR KUBOTA
AIR FILTERS FOR KUBOTA
LUFTFILTER FÜR KUBOTA
FILTROS AIRE PARA KUBOTA

Note: Prefiltri

Notes: Pre-filters



10212

Note / Notes: **PER/FOR ART. 10194**

Rif. Orig. / Orig. Ref.

KUBOTA: 12681112200

Applicazioni / Applications

KUBOTA: 5 HP

FILTRI ARIA JOHN DEERE

FILTRES A AIR POUR JOHN DEERE
AIR FILTERS FOR JOHN DEERE
LUFTFILTER FÜR JOHN DEERE
FILTROS AIRE PARA JOHNN DEERE

Note: Rotondi

Notes: Round shape



06200

Misure mm / Sizes mm: **108X51X 95**

Rif. Orig. / Orig. Ref.

B&S: 390930 / 393957

JOHN DEERE: PT9334



10192

Misure mm / Sizes mm: **121X152 X76**

Rif. Orig. / Orig. Ref.

KOHLER: 4508302

JOHN DEERE: AM31034 / AM37201



18297

Misure mm / Sizes mm: **190X Ø80**

Rif. Orig. / Orig. Ref.

KUBOTA: 1921511220

JOHN DEERE: AM108243



06367

Misure mm / Sizes mm: **50X27 H.60**

Rif. Orig. / Orig. Ref.

TECUMSEH: 23410009 / 23410022 / 23410027

JOHN DEERE: M49746



18275

Misure mm / Sizes mm: **48X152 X118**

Rif. Orig. / Orig. Ref.

KOHLER: 235116

JOHN DEERE: AM31400



18299

Misure mm / Sizes mm: **184X Ø83**

Rif. Orig. / Orig. Ref.

KUBOTA: 7000011221

JOHN DEERE: AM108243



61047

Rif. Orig. / Orig. Ref.

JOHN DEERE: AM106953 / HE1402522 / HE1402628



61059

Misure mm / Sizes mm: **8,8X4,5X18,3**

Rif. Orig. / Orig. Ref.

B&S: 820263

EXMARK: 932195

JOHN DEERE: M113621

KOHLER: 2508302S

KUBOTA: K121182320

TORO: 1083811 / 932195

WALKER: 509001

Applicazioni / Applications


KOHLER: CH25 / CH26 / TH16



FILTRI ARIA JOHN DEERE

FILTRES A AIR POUR JOHN DEERE
AIR FILTERS FOR JOHN DEERE
LUFTFILTER FÜR JOHN DEERE
FILTROS AIRE PARA JOHNN DEERE


Note: Piatti in carta
Notes: Flat Paper


32052

Misure mm / Sizes mm: **30,5X209,5 X162**

Rif. Orig. / Orig. Ref.

KAWASAKI: 110137002
JOHN DEERE: M137556


P10219

Misure mm / Sizes mm: **160X114X 19**

Rif. Orig. / Orig. Ref.

B&S: 397795
JOHN DEERE: 397795

FILTRI ARIA JOHN DEERE


FILTRES A AIR POUR JOHN DEERE
AIR FILTERS FOR JOHN DEERE
LUFTFILTER FÜR JOHN DEERE
FILTROS AIRE PARA JOHNN DEERE


06205

Misure mm / Sizes mm: **102X244X 64**

Rif. Orig. / Orig. Ref.


B&S: 394019
JOHN DEERE: AM38990


06226

Misure mm / Sizes mm: **60X92X57**

Rif. Orig. / Orig. Ref.

KAWASAKI: 110132120 / 110132175
JOHN DEERE: M79451


10200

Misure mm / Sizes mm: **62X149X 65**

Rif. Orig. / Orig. Ref.

KAWASAKI: 110132110 / 110132141
JOHN DEERE: AM104560


18265

Misure mm / Sizes mm: **178X70X 57**

Rif. Orig. / Orig. Ref.

KAWASAKI: 11013-2021 / 110132021
JOHN DEERE: AM101191


18268

Misure mm / Sizes mm: **68X122X 70**

Rif. Orig. / Orig. Ref.

KAWASAKI: 11013-2093 / 110132093
JOHN DEERE: M70284


32097

Misure mm / Sizes mm: **60X113/ 80X70 X32**

Rif. Orig. / Orig. Ref.

TECUMSEH: 33268
JOHN DEERE: M49746


32051

Misure mm / Sizes mm: **153X70X 168**

Rif. Orig. / Orig. Ref.

KAWASAKI: 110132135
JOHN DEERE: M115978


61041

Misure mm / Sizes mm: **63,5x95x241**

Rif. Orig. / Orig. Ref.

JOHN DEERE: M76076 / M76077
KAWASAKI: 110132114 / 110132115 / 110292001

FILTRI ARIA PER LAWN BOY

FILTRES A AIR POUR LAWN BOY
AIR FILTERS FOR LAWN BOY
LUFTFILTER FÜR LAWN BOY
FILTROS AIRE PARA LAWN BOY


32053

Misure mm / Sizes mm: **22X163X 98**

Rif. Orig. / Orig. Ref.

LAWN-BOY: 613361

Applicazioni / Applications

LAWN-BOY: M-


32054

Misure mm / Sizes mm: **35X112X 65**

Note / Notes: **Spugna / Foam**

Rif. Orig. / Orig. Ref.

LAWN-BOY: 609493 / SERIE F AB

Applicazioni / Applications


LAWN-BOY: SERIE F- AB1978

FILTRI ARIA PER LOMBARDINI

FILTRES A AIR POUR LOMBARDINI
AIR FILTERS FOR LOMBARDINI
LUFTFILTER FÜR LOMBARDINI
FILTROS AIRE PARA LOMBARDINI

Note: Piatti in carta

Notes: Flat, made of paper


32011

Note / Notes: **Cartuccia a secco rettangolare**

Tipo / Type: **Aria**

Diametro esterno mm / External diameter mm: **140**

Diametro interno mm / Inside diameter mm: **65**

Altezza mm / Height mm: **40**

Rif. Orig. / Orig. Ref.

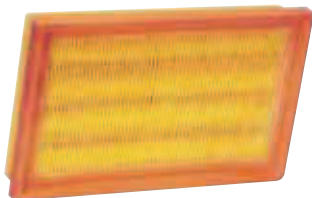
ACME: 359129300

LOMBARDINI: 2175.156 / 2175097

Applicazioni / Applications

ACME: A 180 / A220 / A220 B

LOMBARDINI: LGA 184 / LGK 184 / LGA 226 / LGA 225



14428

Note / Notes: **Cartuccia a secco rettangolare**

Tipo / Type: **Aria**

Diametro esterno mm / External diameter mm: **225**

Diametro interno mm / Inside diameter mm: **37**

Altezza mm / Height mm: **135**

Rif. Orig. / Orig. Ref.

LOMBARDINI: 2175.164 / 2175105 / 2175164 / 2175.160

Applicazioni / Applications

LOMBARDINI: SERIE FOCS LDW 502 / 602 / 903 / LDW - 602 / LDW - 702 / LDW 1003 / LDW 502 / LDW 502 Citycar / LDW 903

FILTRI ARIA PER ROBIN

FILTRES A AIR POUR ROBIN

AIR FILTERS FOR ROBIN

LUFTFILTER FÜR ROBIN

FILTROS AIRE PARA ROBIN

Note: Con prefiltra

Notes: With pre-filters



32067

Misure mm / Sizes mm: **55X50/97/ 52**

Rif. Orig. / Orig. Ref.

ROBIN: 2263261007

Applicazioni / Applications

ROBIN: EY15D



32068

Misure mm / Sizes mm: **85X65/ 107/71**

Rif. Orig. / Orig. Ref.

ROBIN: 2073260618

Applicazioni / Applications

ROBIN: EY25 / EY28 / EY40D



32070


Misure mm / Sizes mm: **63X63/110/ 56**

Rif. Orig. / Orig. Ref.

ROBIN: 2273261007

Applicazioni / Applications

ROBIN: EY15D NUOVO / SL162F



32071

Misure mm / Sizes mm: **47X63/45**

Rif. Orig. / Orig. Ref.

ROBIN: 1063270407

Applicazioni / Applications

ROBIN: EY10 / SL 166F



32076

Misure mm / Sizes mm: **81X41/76/ 54**

Rif. Orig. / Orig. Ref.

ROBIN: 1063270208

Applicazioni / Applications

ROBIN: EC10



32079

Misure mm / Sizes mm: **62X64/86/ 59**

Rif. Orig. / Orig. Ref.

ROBIN: 2063260107

Applicazioni / Applications

ROBIN: EY15



32080


Misure mm / Sizes mm: **45X62/45**

Rif. Orig. / Orig. Ref.

ROBIN: 1283260207

Applicazioni / Applications

ROBIN: EY08



32081


Misure mm / Sizes mm: **40X57/61**

Rif. Orig. / Orig. Ref.

ROBIN: 1063260207 / 5803039000

Applicazioni / Applications

TECUMSEH



32082

Misure mm / Sizes mm: **50X185/ 145X80X 40**

Rif. Orig. / Orig. Ref.

ROBIN: 2463260107

Applicazioni / Applications

ROBIN: EH34



32086

Misure mm / Sizes mm: **53X100/68**

Rif. Orig. / Orig. Ref.

ROBIN: 2433260008

Applicazioni / Applications

ROBIN: DY27D / SENZA PREF.

FILTRI ARIA PER ROBIN

FILTRES A AIR POUR ROBIN
AIR FILTERS FOR ROBIN
LUFTFILTER FÜR ROBIN
FILTROS AIRE PARA ROBIN

56652

Misure mm / Sizes mm: 84X120X27

Rif. Orig. / Orig. Ref.

ROBIN: 2273600203

Applicazioni / Applications

ROBIN: EY 20



56653

Misure mm / Sizes mm: 140X174X 60

Rif. Orig. / Orig. Ref.

ROBIN: 2633261001

Applicazioni / Applications

ROBIN: EH25 / EH63 / EH64 / EY28



61038

Rif. Orig. / Orig. Ref.

ROBIN: 2353470121



61060

Rif. Orig. / Orig. Ref.

ROBIN: 2203281204 / 2273260618 / 2613260107 / 2613260218

Applicazioni / Applications

ROBIN: EH18V



79117

Rif. Orig. / Orig. Ref.

ROBIN: 2793260717

Applicazioni / Applications

ROBIN: EX27

FILTRI ARIA PER TECUMSEH

FILTRES A AIR POUR TECUMSEH
AIR FILTERS FOR TECUMSEH
LUFTFILTER FÜR TECUMSEH
FILTROS AIRE PARA TECUMSEH

P10720

Misure mm / Sizes mm: 98X75 H.54

Rif. Orig. / Orig. Ref.

TECUMSEH: 30727 / 311700

Applicazioni / Applications

TECUMSEH: HS40 / HS50 / H25-H80 / LAV40 / LAV50 / V40-V80 / 2,5-8 HP



06367

Misure mm / Sizes mm: 50X27 H.60

Rif. Orig. / Orig. Ref.

TECUMSEH: 23410009 / 23410022 / 23410027

JOHN DEERE: M49746

Applicazioni / Applications

TECUMSEH: BH / BVL / HBL



32094

Misure mm / Sizes mm: 28X180 X55

Rif. Orig. / Orig. Ref.

TECUMSEH: 23410057

Applicazioni / Applications

TECUMSEH: FUTURA / FUTURA OHV

32096

Misure mm / Sizes mm: 72X45X 21

Rif. Orig. / Orig. Ref.

TECUMSEH: 35066

Applicazioni / Applications

TECUMSEH: CENTURA 40 / ECV / H35 / SPECTRA TUTTI / TC200-300 / TVS



32097

Misure mm / Sizes mm: 60X113/ 80X70 X32


Rif. Orig. / Orig. Ref.

TECUMSEH: 33268

JOHN DEERE: M49746

Applicazioni / Applications

TECUMSEH: HM100 / HM70 / HM80 / HS40 / HS50 / H25 / H80 / V40-50 2,5-8HP



32099


Misure mm / Sizes mm: 22X180 X55

Rif. Orig. / Orig. Ref.

TECUMSEH: 2341044

Applicazioni / Applications

TECUMSEH: MOTORI PREMIER / OHV / TVS105 / TVS120



32103

Misure mm / Sizes mm: 155X40/ 16

Rif. Orig. / Orig. Ref.

B&S: 23410008

TECUMSEH: 23410008

Applicazioni / Applications

TECUMSEH

32104


Misure mm / Sizes mm: 55X70/ 45X45 X20

Rif. Orig. / Orig. Ref.

TECUMSEH: 23410060

Applicazioni / Applications

TECUMSEH: CENTURA 55-65 / LEV115 CENTURA / LEV120 CENTURA / 60-65 OHV



32105

Misure mm / Sizes mm: 59X200/ 170X54 X22

Rif. Orig. / Orig. Ref.

TECUMSEH: 35403

Applicazioni / Applications

TECUMSEH: OVXL120 / TVXL195 / TVXL200 / 12 HP VERTICALI

32107


Misure mm / Sizes mm: 71X21,6 X72


Rif. Orig. / Orig. Ref.

TECUMSEH: 36905

Applicazioni / Applications

TECUMSEH: LEV100 / LEV115 / LEV120 / MODELLI CENTURA / OVRM105 / OVRM65 / TVS115 / TVS120





61037

Rif. Orig. / Orig. Ref.

TECUMSEH: 23410061

Applicazioni / Applications


TECUMSEH: GEOTEC OHV

FILTRI ARIA PER TECUMSEH

FILTRES A AIR POUR TECUMSEH
AIR FILTERS FOR TECUMSEH
LUFTFILTER FÜR TECUMSEH
FILTROS AIRE PARA TECUMSEH

Note: Prefiltri in spugna

Notes: Foam pre-filters



06231

Rif. Orig. / Orig. Ref.

TECUMSEH: 23410033 / 35705

Applicazioni / Applications

TECUMSEH: MOTORI PREMIER / OHV / PER/FOR REF.06227 / TVS 75-90-100-105-120



32112

Rif. Orig. / Orig. Ref.

TECUMSEH: 35404

Applicazioni / Applications

TECUMSEH: OVXL120 / TVXL195 / TVXL200 / 12 HP VERTICALI / PER/FOR ART.32105

32115

Rif. Orig. / Orig. Ref.

TECUMSEH: 36357

Applicazioni / Applications

TECUMSEH: YT004 / YT005 / YT15H / 15 HP OHV



06371

Rif. Orig. / Orig. Ref.

TECUMSEH: 23410010 / 23410021

Applicazioni / Applications

TECUMSEH: BVL198 (1° TIPO) / HBL153 / PER/FOR ART 06367



61671

Rif. Orig. / Orig. Ref.

TECUMSEH: 36634

FILTRI ARIA PER TECUMSEH

FILTRES A AIR POUR TECUMSEH
AIR FILTERS FOR TECUMSEH
LUFTFILTER FÜR TECUMSEH
FILTROS AIRE PARA TECUMSEH

Note: In spugna

Notes: Foam




P10706

Rif. Orig. / Orig. Ref.

TECUMSEH: 23410001 / 29961

Applicazioni / Applications

TECUMSEH: ECH90 / H / LAV / TVS105 / TVS120 / TVS75 / TVS90 / TVXL105




06372

Rif. Orig. / Orig. Ref.

TECUMSEH: 23410002

Applicazioni / Applications

TECUMSEH: LAV (NUOVI MODELLI) / 172 (NUOVI MODELLI)



06373

Rif. Orig. / Orig. Ref.

TECUMSEH: 23410012

Applicazioni / Applications

TECUMSEH: BV (VECCHI MODELLI) / 172 (VECCHI MODELLI)



06370

Rif. Orig. / Orig. Ref.

TECUMSEH: 23410026

Applicazioni / Applications

TECUMSEH: BVS



06228

Rif. Orig. / Orig. Ref.

TECUMSEH: 31700

Applicazioni / Applications

JOHN DEERE: 30900
TECUMSEH: HH70 / HM70 / HM80 / HM80 3-8 HP / H80 / V40 / V50 / V60 / V70



P10707

Rif. Orig. / Orig. Ref.

TECUMSEH: 33896

Applicazioni / Applications

TECUMSEH: TNT100 / TNT120
TORO: GRASSMASTER



32089

Rif. Orig. / Orig. Ref.

TECUMSEH: 23410047

Applicazioni / Applications

TECUMSEH: MOTORE SINERGY / PRISMA

FILTRI ARIA PER TORO

FILTRES A AIR POUR TORO
AIR FILTERS FOR TORO
LUFTFILTER FÜR TORO
FILTROS AIRE PARA TORO

Note: In spugna
Notes: Foam



32116

Misure mm / Sizes mm: **90X165 X32**

Rif. Orig. / Orig. Ref.


TORO: 810100 / 814120

Applicazioni / Applications

TORO: GTS

FILTRI ARIA PER YAMAHA

FILTRES A AIR POUR YAMAHA
AIR FILTERS FOR YAMAHA
LUFTFILTER FÜR YAMAHA
FILTROS AIRE PARA YAMAHA




18315

Misure mm / Sizes mm: **195X106X 20**

Rif. Orig. / Orig. Ref.

YAMAHA: YA91445000



18316

Misure mm / Sizes mm: **158X88X 22**

Rif. Orig. / Orig. Ref.

YAMAHA: JK41445000

FASCETTE ELASTICHE UNIVERSALI

COLLERS ELASTIQUES UNIVERSELS
UNIVERSAL ELASTIC CLIPS
UNIVERSALSCHLAUCHSCHELLEN
ABRAZADERAS ELÁSTICAS UNIVERSALES



18393

Diametro mm / Diameter mm: **Ø8**



32387

Diametro mm / Diameter mm: **Ø11**

Rif. Orig. / Orig. Ref.

TECUMSEH: 26460



16332

Sezione mm / Section mm: **9**

Diametro mm / Diameter mm: **12-22**

COPERCHI PER FILTRI ARIA

COUVERCLE FILTRE
AIR FILTER COVERS
FILTER DECKEL
TAPA FILTRO



06234

Rif. Orig. / Orig. Ref.

TECUMSEH: 23430009

Applicazioni / Applications

TECUMSEH: LAV NUOVO MODELLO (BIANCO)



06235

Rif. Orig. / Orig. Ref.

TECUMSEH: 23430013

Applicazioni / Applications

TECUMSEH: LAV NUOVO MODELLO (NERO)

FILTRI OLIO

FILTRE HUILE
OIL FILTER
KRAFTSTOFFFILTER
FILTROS ACEITE



10204

Diametro esterno mm / External diameter mm: **78**

Diametro interno mm / Inside diameter mm: **70**

Altezza mm / Height mm: **59**

Rif. Orig. / Orig. Ref.

B&S: 492932

SAME: 009.5008.0

Applicazioni / Applications

B&S: VANGUARD

TECUMSEH: OHV130 / OHV135 / OHV150 / OHV155 / OHV165 / OHV175 / OHV180 / TVT691



10202

Descrizione / Description: **FILTRO OLIO B & S 491056**

Note / Notes: **Cartuccia avvitabile**

Tipo / Type: **Olio**

Rif. Orig. / Orig. Ref.

B&S: 491056

KOHLER: 5205002

LOMBARDINI: 2175.040 / 2175.113 / 2175040

ONAN: 1220645 / 122 - 0645

JOHN DEERE: AM101207

Applicazioni / Applications

B&S: VANGUARD 2 CILINDRI

CASE: 8-11HP

GRAVELY: 8-11HP

JOHN DEERE: MOTORI KAWASAKI 12,5-17HP / KOHLER SERIE MAGNUM KAWASAKI 1 / 14 / 17 HP / 5

KOHLER: CHV11-22 / CH11-15 / K582 / MV16-20 /

M18-20 MAGNUM / SERIE MAGNUM / 14 HP / 16 HP / 18 HP / 20 HP

ONAN: BFA / BGA / BGAL / BGD / BGD / BGE / BGEL / BGM / B43 / B43G / B48 / B48GM / P200 / P216 / P218 / P220 / P600 / 18-20HP 2 CILINDRI / MOD. B43 / 18 HP / 20 HP 2 CILINDRI

TORO: 8-11HP

ALPINA: P200 / P600

LOMBARDINI: 11LD / 12LD / 6LD - 325 / 6LD - 360 / 6LD - 400 / 6LD - 435 / 6LD - 435/B1 / 8LD / 9LD

18323


Diametro esterno mm / External diameter mm: **79**
 Diametro interno mm / Inside diameter mm: **63**
 Altezza mm / Height mm: **78**
 Diametro "A" mm / "A" diameter mm: **18,5**

Rif. Orig. / Orig. Ref.

HONDA: 15400679023 / 15410M10004

Applicazioni / Applications

HONDA: GX360 / GX360K1
 JOHN DEERE: F912 / 300 / 400 / 915 / 925 / 932 / 935
 KUBOTA: D600 / D650 / D750 / D850 / D950 / T1600H
 YANMAR: 11-14HP



10201

Diametro esterno mm / External diameter mm: **68,3**
 Altezza mm / Height mm: **74,6**

Rif. Orig. / Orig. Ref.

JOHN DEERE: AM 107423
 KAWASAKI: 490652057 / 490652062 / 490652071
 SNAPPER: 77355

Applicazioni / Applications

CUB CADE: 1500 15-19HP KAWASAKI
 ONAN: E122 / E125V / E737
 ROBIN: EH18V / EH64
 SNAPPER: MOTORI KAWASAKI
 GRAVELY
 LESCO

32134

Diametro esterno mm / External diameter mm: **84**
 Diametro interno mm / Inside diameter mm: **62**
 Altezza mm / Height mm: **101**
 Diametro "A" mm / "A" diameter mm: **18,5**

Rif. Orig. / Orig. Ref.

HAKO: 18059

Applicazioni / Applications

HAKO: MOTORI YANMAR

32139

Diametro esterno mm / External diameter mm: **76**
 Diametro interno mm / Inside diameter mm: **69**
 Altezza mm / Height mm: **69**
 Diametro "A" mm / "A" diameter mm: **17,5**

Rif. Orig. / Orig. Ref.

KOHLER: 1205001

Applicazioni / Applications

CUB CADE: KOHLER 1500 / KOHLER 2000
 GRAVELY: KOHLER 8-11HP
 HOWARD: IDROSTATICI
 JOHN DEERE: KOHLER 8-11HP
 KOHLER: CH18-25 / CV18-25
 HOWARD ROTAVATOR: IDROSTATICI
 LESCO



32137

Diametro esterno mm / External diameter mm: **95**
 Diametro interno mm / Inside diameter mm: **73**
 Altezza mm / Height mm: **96**
 Diametro "A" mm / "A" diameter mm: **17**

Rif. Orig. / Orig. Ref.

BOLENS: 1726450
 CUB CADE: 395789
 JOHN DEERE: AM35176
 MTD: 7270162
 SIMPLICITY: 171439

Applicazioni / Applications

ARIENS: IDROSTATICI
 BOBCAT: XM / 700 IDROSTATICI
 BOLENS: IDROSTATICI
 CUB CADE: 1250 / 1450 / 1862
 GRAVELY: PRO MASTER 400
 JOHN DEERE: KAWASAKI 12,5-17HP / KOHLER SERIE
 MAGNUM / 300 / 316 / 318 / 400 / 420 / 900
 MTD: IDROSTATICI
 SIMPLICITY: IDROSTATICI
 TORO: 300 IDROSTATICI / 400 IDROSTATICI / 500 IDRO-
 STATICI
 HOWARD: IDROSTATICI



02786

Diametro esterno mm / External diameter mm: **24**
 Altezza mm / Height mm: **64**
 Diametro "A" mm / "A" diameter mm: **10**

Rif. Orig. / Orig. Ref.

RUGGERINI: 17505

Applicazioni / Applications

ACME: ADN
 RUGGERINI: MC70 / MC71 BRIO / MC90 / MC91 BRIO
 / MD150 / MD151 / MD156 / MD159 / MD190 / MD191
 / MD196 / MD199 / MD75 / MD95 / MW150 / MW151
 / MW190 / MW191 / RF100 / RF101 / RF120 / RF129 /
 RF130 / RF139 / RF140 / RF80 / RF81 / RF88 / RF89 / RF90
 / RF91 / RW120 / RW121 / RW128



32142

Tipo / Type: **Olio**
 Diametro attacco mm / Connection diam. mm: **18,5**
 Diametro esterno mm / External diameter mm: **84**
 Diametro interno mm / Inside diameter mm: **63**
 Altezza mm / Height mm: **78**

Rif. Orig. / Orig. Ref.

KUBOTA: 1524132093 / 15601-33020 / 1560133020
 LANDINI: 3653459M1

Applicazioni / Applications

KUBOTA: D600B / D660 / D850B / D950B / V800B /
 ZB600C1 / Z400 / Z600B



Ricambi per trattorini & rasaerba
LAWN TRACTORS & MOWER SPARE PARTS

Engine Spare Parts **3.9**

Ricambi motore



CAVI

CABLES
CABLES
KABEL
CABLES



38474

Lunghezza mm / Length mm: **1231X1320**
Note / Notes: **Cavo acceleratore / Throttle cable**

Rif. Orig. / Orig. Ref.

HONDA: 17910VA4800

Applicazioni / Applications

HONDA: HRA216 / HRB535, HRA214SXA / HRC216HXA / HRC216K1HXA / HRC216SXA



56655

Lunghezza mm / Length mm: **885X1320**
Note / Notes: **Cavo frizione / Clutch cable**

Rif. Orig. / Orig. Ref.

CASTELGARDEN: 810010940




56656

Lunghezza mm / Length mm: **1050X1250**
Note / Notes: **Cavo frizione / Clutch cable**

Rif. Orig. / Orig. Ref.

CASTELGARDEN: 810011010



56671

Lunghezza mm / Length mm: **1650**
Note / Notes: **Cavo acceleratore / Throttle cable**

Rif. Orig. / Orig. Ref.

CASTELGARDEN: 810071600

Applicazioni / Applications

CASTELGARDEN: R484BS / R484H




56672

Lunghezza mm / Length mm: **1145X1920**
Note / Notes: **Cavo freno motore / Engine brake cable**

Rif. Orig. / Orig. Ref.

CASTELGARDEN: 810006400



56675

Lunghezza mm / Length mm: **910X1100**
Note / Notes: **Cavo freno motore / Engine brake cable**

Rif. Orig. / Orig. Ref.

CASTELGARDEN: 810011060



56676

Lunghezza mm / Length mm: **1045X1230**
Note / Notes: **Cavo freno motore / Engine brake cable**

Rif. Orig. / Orig. Ref.

CASTELGARDEN: 810006310

Applicazioni / Applications

CASTELGARDEN: PA504 / R484BS



56694

Lunghezza mm / Length mm: **1060X1250**
Note / Notes: **Cavo freno motore / Engine brake cable**

Rif. Orig. / Orig. Ref.

CASTELGARDEN: 810006340

Applicazioni / Applications

CASTELGARDEN: NP534TR



56695

Lunghezza mm / Length mm: **1110X1290**
Note / Notes: **Cavo freno motore / Engine brake cable**

Rif. Orig. / Orig. Ref.

CASTELGARDEN: 810006410

Applicazioni / Applications

CASTELGARDEN: R484TR

KIT DISCO FRIZIONE

DISQUE EMBRAYAJE
KUPPLUNGSSCHEIBE
DISQUE EMBRAGUE SET CPL



38455

Diametro esterno mm / External diameter mm: **163**
Diametro interno mm / Inside diameter mm: **54**
Note / Notes: **Disco frizione per modelli con freno lama / Clutch plate for models with blade brake**

Rif. Orig. / Orig. Ref.

HONDA: 75150VA3J01

Applicazioni / Applications

HONDA: HR194 / HR214 / HR216

SILENZIATORI

POTS D'ECHAPMENT
MUFFLERS
SCHALLDÄMPFER
TUBOS ESCAPE

Note: BRIGGS & STRATTON



P10200

Filettatura pollici / Thread inch: **1/2"**

Rif. Orig. / Orig. Ref.

B&S: 089966

Applicazioni / Applications

B&S: 2-3 HP (ORIZZONTALI)



P10201

Filettatura pollici / Thread inch: **3/4"**

Rif. Orig. / Orig. Ref.

B&S: 390249 / 393010

Applicazioni / Applications

B&S: 5-7-8 HP (ORIZZ. + VERT.)



P10203

Filettatura pollici / Thread inch: 1/2"

Rif. Orig. / Orig. Ref.

B&S: 298830

Applicazioni / Applications

B&S: 3,5-4 HP (VERTICALI)



P10206

Filettatura pollici / Thread inch: 1/2"

Rif. Orig. / Orig. Ref.

B&S: 299106

Applicazioni / Applications

B&S: 2-3-5-4 HP (VERTICALI)



P10211

Note / Notes: **Supersilenziata / Low noise**

Rif. Orig. / Orig. Ref.

B&S: 490547

Applicazioni / Applications

B&S: MOTORI QUANTUM



10728

Note / Notes: **Lung. tubo 279 mm**

Rif. Orig. / Orig. Ref.

B&S: 393232

Applicazioni / Applications

B&S: 16 HP ORIZZONTALI I/C



32000

Note / Notes: **Supersilenziata / Low noise**

Rif. Orig. / Orig. Ref.

B&S: 299629

Applicazioni / Applications

B&S: 8 HP

MARMITTE HONDA

POTS D'ÉCHAPMENT HONDA

HONDA MUFFLERS

SCHALLDÄMPFER HONDA

TUBOS ESCAPE HONDA



59900

Note / Notes: **con protezione / With shield**

Rif. Orig. / Orig. Ref.

HONDA: 18310ZF1000

Applicazioni / Applications

HONDA: GX110 / GX120 / GX140 / GX160



59901

Note / Notes: **Con protezione / with shield**

Rif. Orig. / Orig. Ref.

HONDA: 18310ZE1010

Applicazioni / Applications

HONDA: GX110 / GX120 / GX140 / GX160



60471

Rif. Orig. / Orig. Ref.

HONDA: 18310ZE2W00 / 18320ZE2W01

Applicazioni / Applications

HONDA: GX240 / GX270

60472

Rif. Orig. / Orig. Ref.

HONDA: 18310ZE2W61 / 18320ZE2W61

Applicazioni / Applications

HONDA: GX340 / GX390

SILENZIATORI

POTS D'ÉCHAPMENT

MUFFLERS

SCHALLDÄMPFER

TUBOS ESCAPE

Note: KOHLER



32003

Filettatura pollici / Thread inch: 3/4"

Rif. Orig. / Orig. Ref.

KOHLER: 225521

Applicazioni / Applications

KOHLER: K91

SILENZIATORI

POTS D'ÉCHAPMENT

MUFFLERS

SCHALLDÄMPFER

TUBOS ESCAPE

Note: SNAPPER



32008

Rif. Orig. / Orig. Ref.

SNAPPER: 51996

Applicazioni / Applications

SNAPPER: 12-12,5 HP

SILENZIATORI


POTS D'ÉCHAPMENT

MUFFLERS

SCHALLDÄMPFER

TUBOS ESCAPE

Note: TECUMSEH



P10714

Rif. Orig. / Orig. Ref.

TECUMSEH: 21520016 / 27181B / 30082A / 30996

Applicazioni / Applications

TECUMSEH: ECH90 / H22-35 / LAV 22-50 / TVS 75-120 / 100

SILENZIATORI

POTS D'ÉCHAPMENT
MUFFLERS
SCHALLDÄMPFER
TUBOS ESCAPE

Note: TECUMSEH


P10701
Rif. Orig. / Orig. Ref.

TECUMSEH: 11520011 / 21520006 / 21520010 /
21520011 / 21520014 / 21520078 / 21520081 /
21520088 / 21520095 / 21520097 / 21520098 /
21520103 / 21520107

Applicazioni / Applications

TECUMSEH: BV / BVS


P10702
Rif. Orig. / Orig. Ref.

TECUMSEH: 21520109

Applicazioni / Applications

TECUMSEH: BV / BVS


P10715
Rif. Orig. / Orig. Ref.

TECUMSEH: 32401

Applicazioni / Applications

TECUMSEH: HH40-60 / H40-60 / 4-7 HP. (ORIZZ.) / 4-7HP


P10713
Rif. Orig. / Orig. Ref.

TECUMSEH: 33280A

Applicazioni / Applications

TECUMSEH: HM100 / HM70 / HM80 / H80 / VM100 /
VM70 / VM80 / 7-10 HP.


P10716
Rif. Orig. / Orig. Ref.

TECUMSEH: 32648A / 33697A / 35771

Applicazioni / Applications

TECUMSEH: HS40 / HS50 / H60 / H70 / LAV40-50 /
TVS75-120 / TVXL105 / 4-7 HP


32002
Rif. Orig. / Orig. Ref.

TECUMSEH: 16630010 / 21520001 / 35603A

Applicazioni / Applications

TECUMSEH: BVS VANTAGE / LAV / TVS

SILENZIATORI

POTS D'ÉCHAPMENT
MUFFLERS
SCHALLDÄMPFER
TUBOS ESCAPE


32010

Note / Notes: 11Hp

Rif. Orig. / Orig. Ref.

MURRAY: 90330PA
NOMA: 54765 / 54766
POULAN: 532101273 / 532124097
ROPER: 101273
WHEEL HORSE: 110771 / 110774

DEFLETTORE DI SCARICO

DEFLECTEUR
DEFLECTOR
AUSPUFF-DEFLEKTOR
DEFLECTOR TUBOS DE ESCAPE


06491

Note / Notes: Per/for P10208

Rif. Orig. / Orig. Ref.

B&S: 393760

BIELLE COMPLETE

BIELLE COMPLETE
CONNECTING ROD
KOMPLETTE STANGE
BIELA COMPLETA


P10266
Rif. Orig. / Orig. Ref.

B&S: 294201

Applicazioni / Applications

B&S: 3-3,5 HP VERT. / 900000

P10267
Rif. Orig. / Orig. Ref.

B&S: 391640 / 392939 / 490566

Applicazioni / Applications

B&S: 110000 / 111000 / 3,5-4 HP MAX / 3,5-5 HP
QUANTUM

06321
Rif. Orig. / Orig. Ref.

B&S: 391775 / 391816 / 490348

Applicazioni / Applications

B&S: 11-12,5 HP ORIZZ. + VERT. / 251000 / 251400 /
252000 / 253400

PISTONI COMPLETI

PISTONS COMPLETS
PISTON ASSEMBLY
KOMPLETTE KOLBEN
PISTONES COMPLETOS

**P10261**

Note / Notes: **Alesaggio (bore) Standard, diam. 65,0875**

Rif. Orig. / Orig. Ref.

B&S: 298904 / 393819

Applicazioni / Applications

B&S: 130000 / 3,5 HP VERT. / 5 HP ORIZ. / 8BHA / 90000 / 96000

P10260

Note / Notes: **alesaggio (bore) + 0,10 - diam. 65,3415**

Rif. Orig. / Orig. Ref.

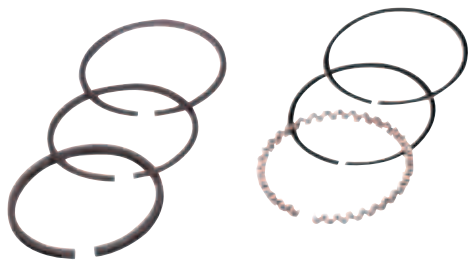
B&S: 298905 / 393820

Applicazioni / Applications

B&S: 130000 / 3,5 HP VERT. / 5 HP ORIZ. / 8BH / 90000 / 96000

SERIE SEGMENTI

JEU DE SEGMENTS
PISTON RING SET
RINGSATZ
SERIE SEGMENTOS

**P10274**

Diametro mm / Diameter mm: **65,1**

Note / Notes: **Standard**

Rif. Orig. / Orig. Ref.

B&S: 298982

Applicazioni / Applications

B&S: 130000 / 3,5 HP. / 5 HP. VERT. + ORIZZ. / 90000

P10739

Diametro mm / Diameter mm: **66,7**

Note / Notes: **Standard**

Rif. Orig. / Orig. Ref.

TECUMSEH: 32606 / 33315 / 34854

Applicazioni / Applications

TECUMSEH: BLAV40 / ECV100 / ECV105 / HH50 / HH60 / HS40 / H40 / H50 / H55 / H60 / LAV40 / TNT100 / TVS105 / VH50 / VH60 / V40-50-60 / V55 / 4-6 HP ORIZZ. + VERT.

VALVOLE SCARICO - ASPIRAZIONE

VALVES REFOULEMENT - ASPIRATION
EXHAUST VALVE - SUCTION
ENTLASTUNGVENTILE
VALVULAS DESCARGO - ASPIRACIÓN

**P10231**

Tipo / Type: **Scarico / Exhaust**

Rif. Orig. / Orig. Ref.

B&S: 211119

Applicazioni / Applications

B&S: 100000-130000 / 4-5 HP. ORIZZ. + VERT.

P10233

Tipo / Type: **Scarico / Exhaust**

Rif. Orig. / Orig. Ref.

B&S: 212004

Applicazioni / Applications

B&S: 110000 / 4 HP. VERTICALI (NUOVI MOD.)

06429

Tipo / Type: **Aspirazione / Aspiration**

Rif. Orig. / Orig. Ref.

B&S: 261055

Applicazioni / Applications

B&S: QUANTUM 121-124700 / 140000 / 170000 / 190000 / 6-8 HP.

06427

Tipo / Type: **Scarico / Exhaust**

Rif. Orig. / Orig. Ref.

B&S: 390419

Applicazioni / Applications

B&S: QUANTUM 121-124700 / 140000 / 170000 / 190000 / 6-8 HP.

10690

Tipo / Type: **Aspirazione / Aspiration**

Rif. Orig. / Orig. Ref.

B&S: 262652

Applicazioni / Applications

B&S: QUANTUM 121-124700 / 140000 / 170000 / 190000 / 6-8 HP.

ATTREZZO VALVOLE

COMPRESSEUR EXTRACTEUR DE RESSORT DE SOUPAPE
VALVE SPRING COMPRESSOR
VENTILSCHLÜSSEL
HERRAMIENTA VALVULAS

Note: Utile per rimuovere valvole. Idoneo per smontare o montare le valvole con scodellino autobloccante. Facilita la compressione e l'allineamento della molla.

Notes: Useful to remove valves
Suitable to mount and to take away valves
It helps spring compression and line up

**F02038****ATTREZZO FASATURA**

CLE POUR VILLEBREQUIN
CRANKSHAFT WRENCH
KONTAKT - SCHLÜSSEL
HERRAMIENTA FASE

Note: Utile per la rotazione manuale del volano.
Serve per far girare facilmente l'albero motore durante la registrazione delle puntine o delle valvole.
Notes: Useful for flywheel manual rotation It helps to turn the engine shaft When setting needles and valves

**F02039****PARAOLIO**

BAGUE D'ETANCHEITE
OIL SEAL
WELLENDICHTRING
ANILLO DE RETEN

**32305**

Diametro esterno mm / External diameter mm: **43**

Diametro interno mm / Inside diameter mm: **27**

Rif. Orig. / Orig. Ref.

B&S: 399781

Applicazioni / Applications

B&S: QUANTUM DI 27 DE 43

32306

Diametro esterno mm / External diameter mm: **42,9**

Diametro interno mm / Inside diameter mm: **30,2**

Rif. Orig. / Orig. Ref.

B&S: 391086

Applicazioni / Applications

B&S: 10-18HP / 200400 / 286700 / 400000 / 422700

CHIAVETTE ALBERO MOTORE

CLAVETTES
FLYWHEEL KEYS
SCHWUNGRADKEILE
LLAVE ARBOL MOTOR



P10250

Rif. Orig. / Orig. Ref.

B&S: 061760 / 222698

Applicazioni / Applications

B&S: STANDARD

P10746

Rif. Orig. / Orig. Ref.

TECUMSEH: 27902

Applicazioni / Applications

TECUMSEH: STANDARD

59883

Rif. Orig. / Orig. Ref.

CASTELGARDEN: 12139100/0

Applicazioni / Applications

CASTELGARDEN: TWIN CUT

61684

Rif. Orig. / Orig. Ref.

TECUMSEH: 611154

Applicazioni / Applications

TECUMSEH: ULT50 / ULT55 / ULT60 / VLV126 / VLV50 / VLV55 / VLV60 / VLV65 / VLV66 / VLXL50 / VLXL55

MOLLE REGOLAZIONE GIRI

RESSORTS DE REGULATEUR
GOVERNOR SPRING
REGLERFEDER
RESORTES REGULACION REVOLUCIONES



P10284

Rif. Orig. / Orig. Ref.

B&S: 260703

Applicazioni / Applications

B&S: 100900 / 130900 / 5 HP.

TIRANTE LEVA ACCELERATORE

TRINGLE DE REGULATEUR
GOVERNOR LINK
REGELHEBEL
TIRANTE PALANCA ACELERADOR



06330

Rif. Orig. / Orig. Ref.

TECUMSEH: 27250003

Applicazioni / Applications

TECUMSEH: VARI MODELLI

GUARNIZIONI

JOINTS
GASKETS
DICHTUNGS
JUNTAS

Note: Serie guarnizioni

Notes: Gasket kits



32217

Rif. Orig. / Orig. Ref.

B&S: 398183

Applicazioni / Applications


B&S: MAX + QUANTUM / 100700 / 110700 / 90700 / 97700

GUARNIZIONI

JOINTS
GASKETS
DICHTUNGS
JUNTAS

Note: Guarnizioni testa

Notes: Head gaskets



P10256

Rif. Orig. / Orig. Ref.

B&S: 270341 / 272170 / 272536

Applicazioni / Applications

B&S: 3-3,5HP VERTICALI / 90000

P10268

Rif. Orig. / Orig. Ref.

B&S: 270836 / 272171

Applicazioni / Applications

B&S: 110000 / 110700 / 114900 / 4 HP VERTICALI

P10301

Rif. Orig. / Orig. Ref.

B&S: 027670 / 272167

Applicazioni / Applications

B&S: 2-3 HP ORIZZ. / 6B / 60000 / 8B / 80000

P10302

Rif. Orig. / Orig. Ref.

B&S: 271075 / 271866

Applicazioni / Applications

B&S: 10-12,5 HP ORIZZ. + VERT. / 251400 / 251700

10704

Rif. Orig. / Orig. Ref.

B&S: 272200

Applicazioni / Applications

B&S: QUANTUM 121-124700

32202

Rif. Orig. / Orig. Ref.

B&S: 270340

Applicazioni / Applications

B&S: 140000 / 6 HP

32203

Rif. Orig. / Orig. Ref.

B&S: 271917

Applicazioni / Applications

B&S: 100700

P10721

Rif. Orig. / Orig. Ref.

TECUMSEH: 28938C

Applicazioni / Applications

TECUMSEH: H40-60 / TVM140 / VH40-60 / V35-60 / 3,5-6 HP VERT. / 5-6 HP ORIZZ.

P10722

Rif. Orig. / Orig. Ref.

TECUMSEH: 29620003 / 29953B

Applicazioni / Applications

TECUMSEH: BV / BVL / BVS / ECV100 / H22-35 / LAV30-35 / PRIMIER / TVS75 / TVS90 / V35-70 / 3,5-4-5 HP VERT.

P10761

Rif. Orig. / Orig. Ref.

TECUMSEH: 29620005 / 29620016 / 29630085 / 32643 / 33015

Applicazioni / Applications

TECUMSEH: BV / BVL / BVS / HS40-50 / LAV40-50 / PRIMIER 153-173 / TNT100-120 / TVS105

P10762

Rif. Orig. / Orig. Ref.

TECUMSEH: 29620013 / 33554

Applicazioni / Applications

TECUMSEH: HS50 / LAV40-50 / TNT120 / TVS120

32204

Rif. Orig. / Orig. Ref.

HONDA: 12251ZE1800

Applicazioni / Applications

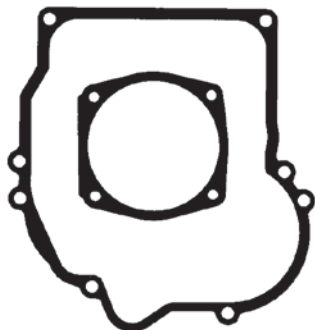
HONDA: GXV140 / GX140 / 5 HP

GUARNIZIONI

JOINTS
GASKETS
DICHTUNGS
JUNTAS

Note: Guarnizioni carter

Notes: Base gaskets

**P10276**

Rif. Orig. / Orig. Ref.

B&S: 028576 / 270833

Applicazioni / Applications


B&S: 111200 / 111700 / 111900 / 112200 / 113900 / 3,5-4 HP VERTICALI / 6B / 60000 / 8B / 80000

GUARNIZIONI

JOINTS
GASKETS
DICHTUNGS
JUNTAS

Note: Guarnizioni sfiato

Notes: Valve covers

**10712**

Rif. Orig. / Orig. Ref.

B&S: 272481

Applicazioni / Applications

B&S: EUROPA / QUANTUM 121-124700

18433

Rif. Orig. / Orig. Ref.

KOHLER: 230048

Applicazioni / Applications

KOHLER: K141 / K161 / K181

18434

Rif. Orig. / Orig. Ref.

KOHLER: 235048

Applicazioni / Applications

KOHLER: K241 / K301 / K321

18435

Rif. Orig. / Orig. Ref.

KOHLER: 275144

Applicazioni / Applications

KOHLER: K241 / K301 / K321